



12500 South Pulaski Road  
 Alsip, Illinois USA 60803  
 Tel 708 389-2500 Fax 708 388-0869  
 email: tuthillpump@tuthill.com  
 www.tuthill.com

Tuthill Pump Group  
 12500 South Pulaski Road  
 Alsip, Illinois 60803  
 USA  
 Phone: 708-389-2500  
 Fax: 708-388-0869  
 tuthillpump@tuthill.com  
 www.tuthillpump.com

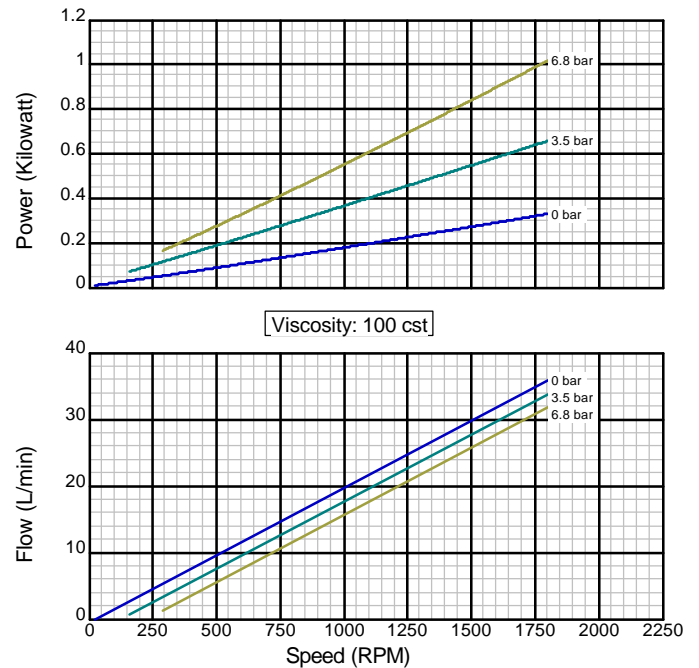
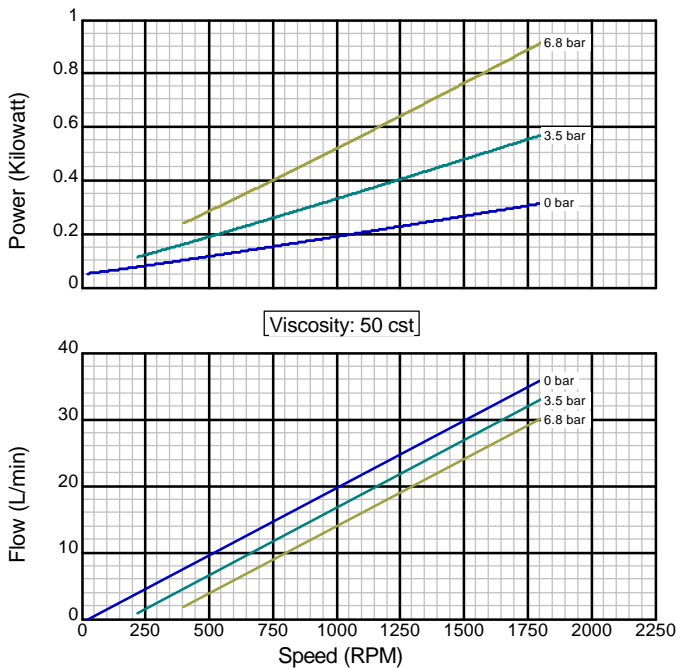
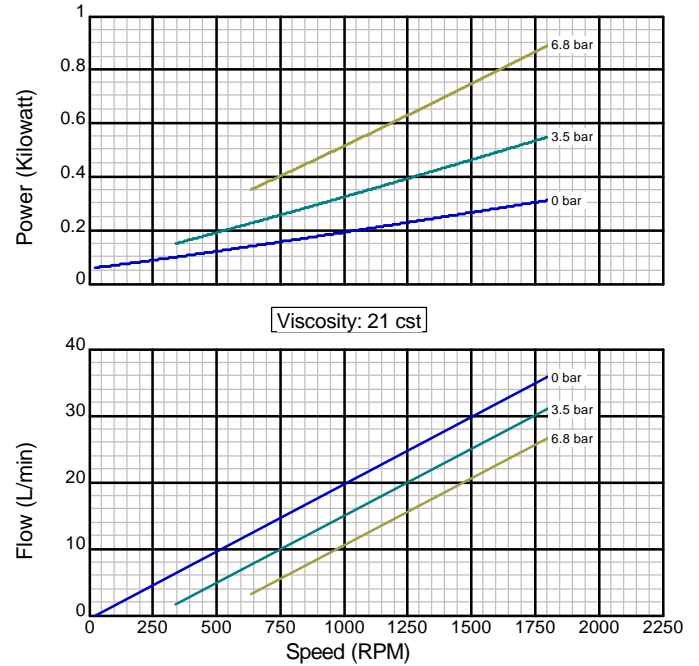
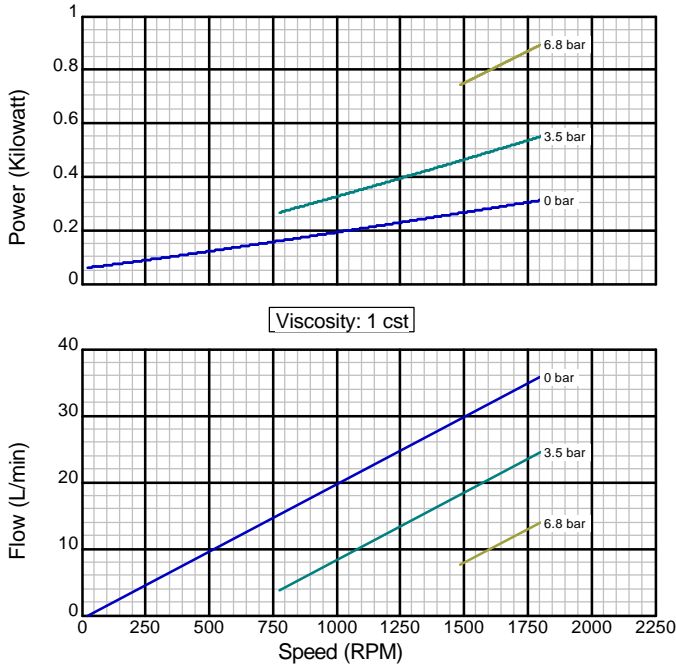
### Performance Data For 4000 Series Pump

#### Model 4202/4222

Iron Construction

Standard Clearance

1" Std. Port Size



There are many additional factors to consider when selecting a pump, including (but not limited to) suction conditions, temperature limitations and material compatibilities. Curve data is typical only, actual performance may vary. Consult the factory or an authorized Tuthill Pump Group representative for assistance.

Version 2.0.beta.0

Created on  
 November 30, 2000



12500 South Pulaski Road  
 Alsip, Illinois USA 60803  
 Tel 708 389-2500 Fax 708 388-0869  
 email: tuthillpump@tuthill.com  
 www.tuthill.com

Tuthill Pump Group  
 12500 South Pulaski Road  
 Alsip, Illinois 60803  
 USA  
 Phone: 708-389-2500  
 Fax: 708-388-0869  
 tuthillpump@tuthill.com  
 www.tuthill.com

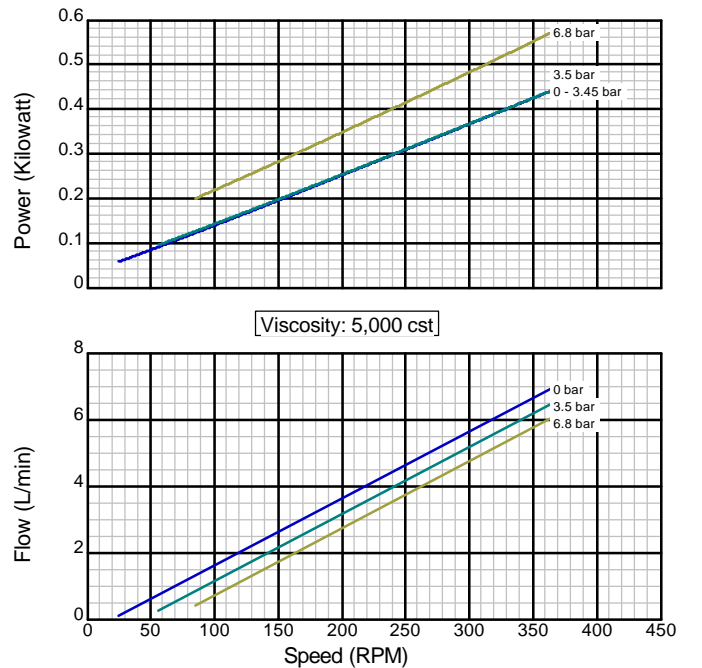
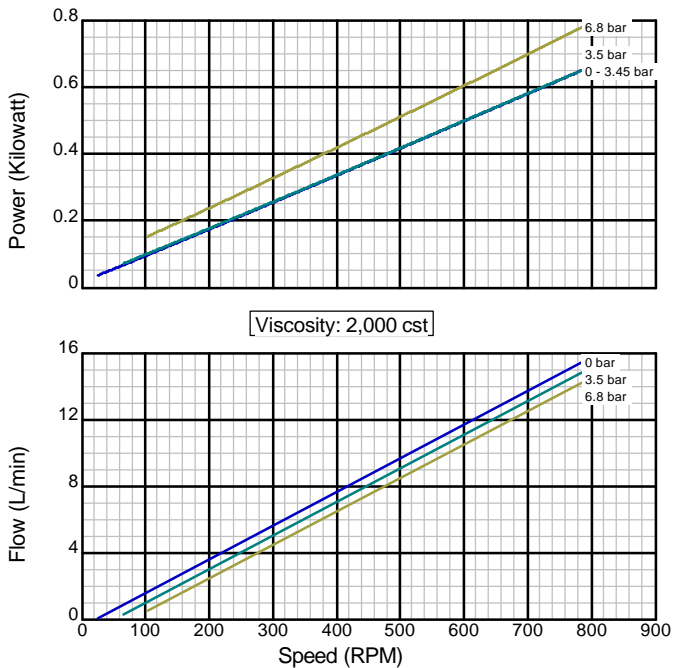
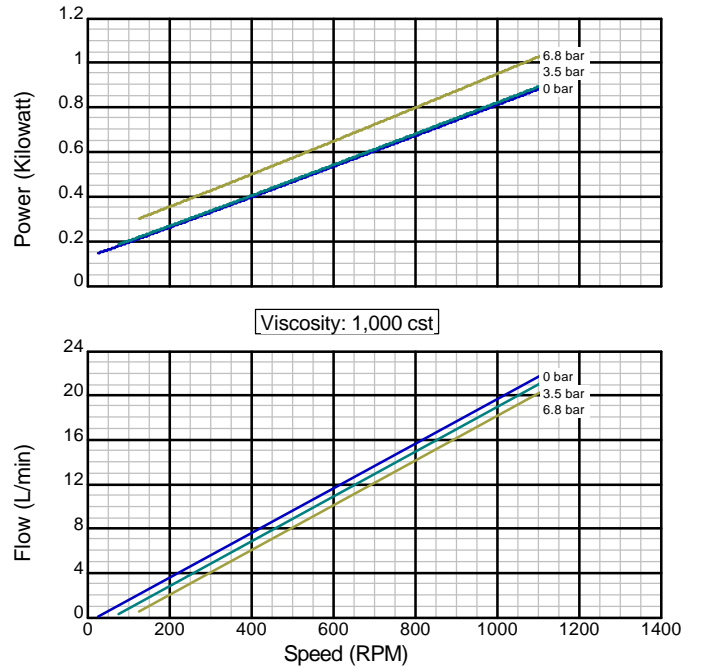
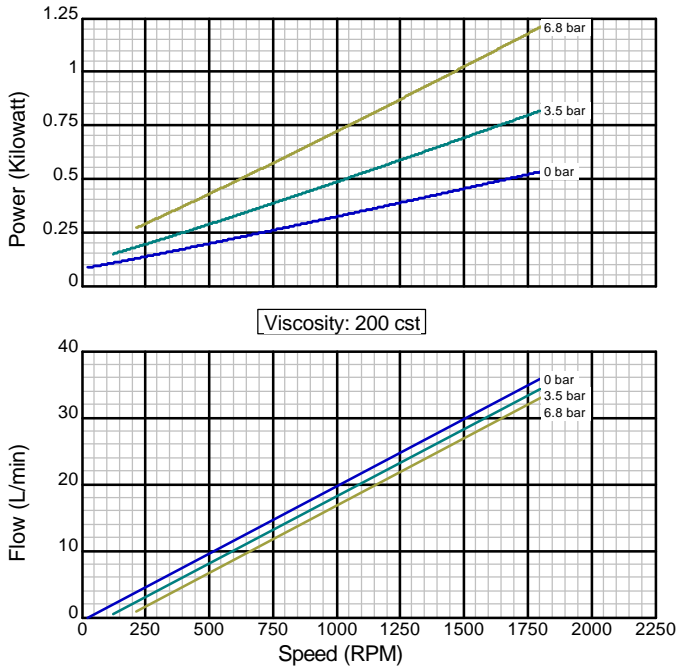
### Performance Data For 4000 Series Pump

#### Model 4202/4222

Iron Construction

Standard Clearance

1" Std. Port Size



There are many additional factors to consider when selecting a pump, including (but not limited to) suction conditions, temperature limitations and material compatibilities. Curve data is typical only, actual performance may vary. Consult the factory or an authorized Tuthill Pump Group representative for assistance.

Version 2.0.beta.0  
 Created on  
 November 30, 2000



12500 South Pulaski Road  
 Alsip, Illinois USA 60803  
 Tel 708 389-2500 Fax 708 388-0869  
 email: tuthillpump@tuthill.com  
 www.tuthill.com

Tuthill Pump Group  
 12500 South Pulaski Road  
 Alsip, Illinois 60803  
 USA  
 Phone: 708-389-2500  
 Fax: 708-388-0869  
 tuthillpump@tuthill.com  
 www.tuthillpump.com

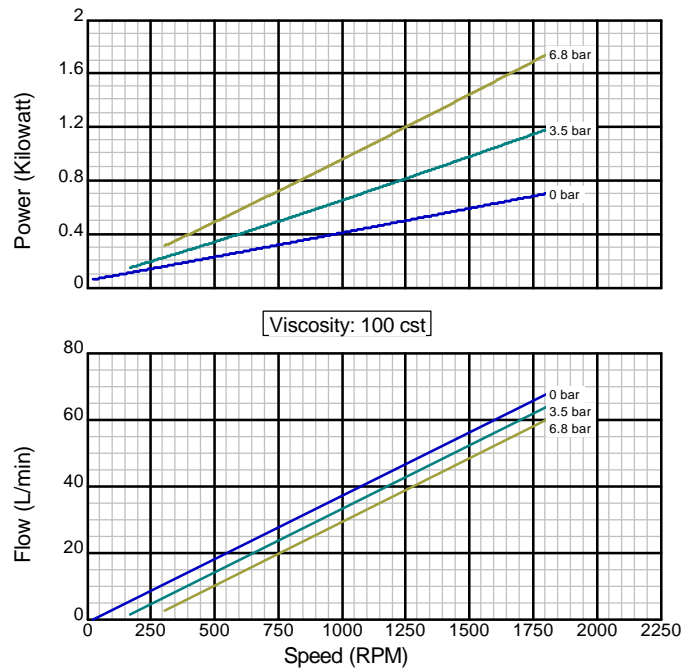
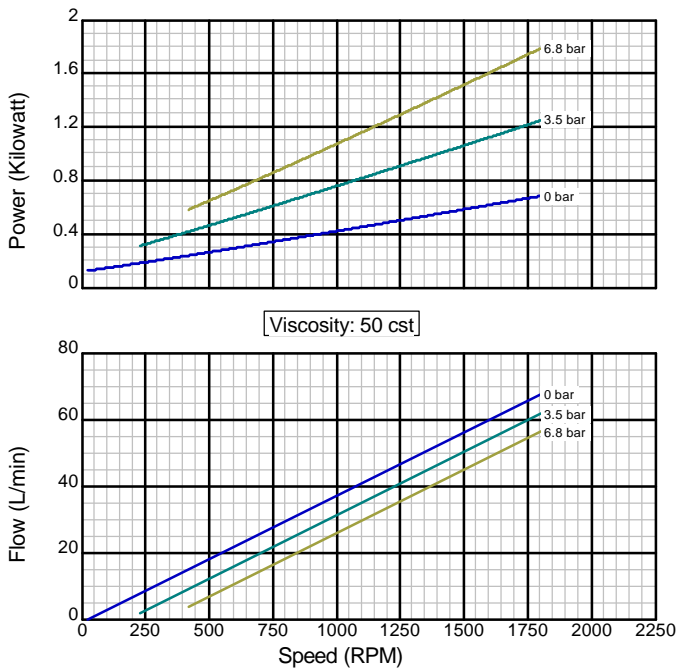
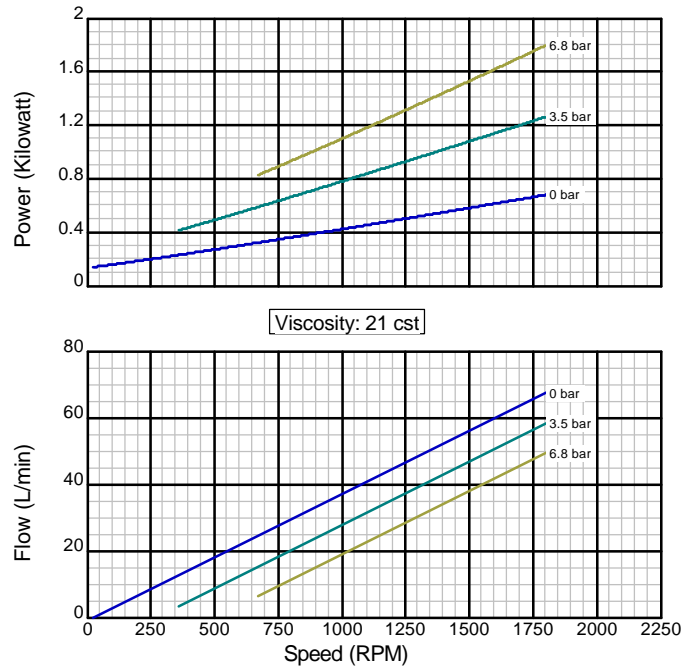
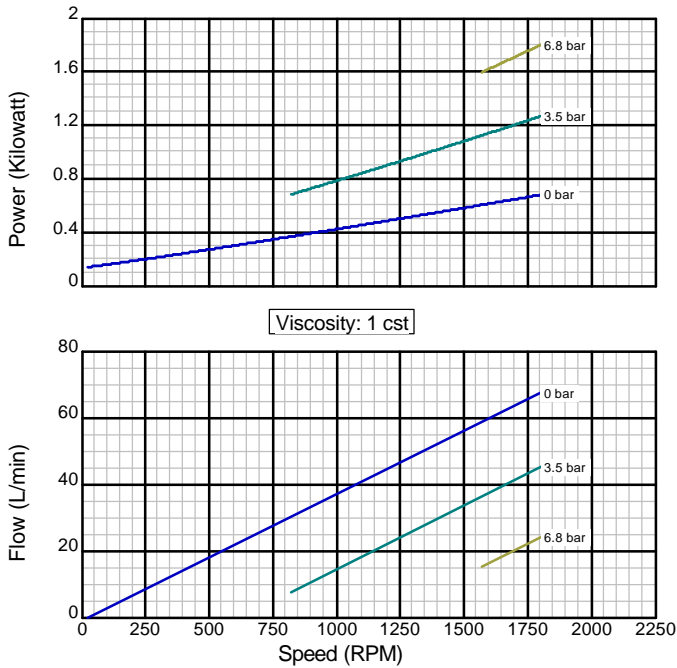
### Performance Data For 4000 Series Pump

#### Model 4203/4223

Iron Construction

Standard Clearance

1.25" Std. Port Size



There are many additional factors to consider when selecting a pump, including (but not limited to) suction conditions, temperature limitations and material compatibilities. Curve data is typical only, actual performance may vary. Consult the factory or an authorized Tuthill Pump Group representative for assistance.

Version 2.0.beta.0

Created on  
 November 30, 2000



12500 South Pulaski Road  
 Alsip, Illinois USA 60803  
 Tel 708 389-2500 Fax 708 388-0869  
 email: tuthillpump@tuthill.com  
 www.tuthill.com

Tuthill Pump Group  
 12500 South Pulaski Road  
 Alsip, Illinois 60803  
 USA  
 Phone: 708-389-2500  
 Fax: 708-388-0869  
 tuthillpump@tuthill.com  
 www.tuthillpump.com

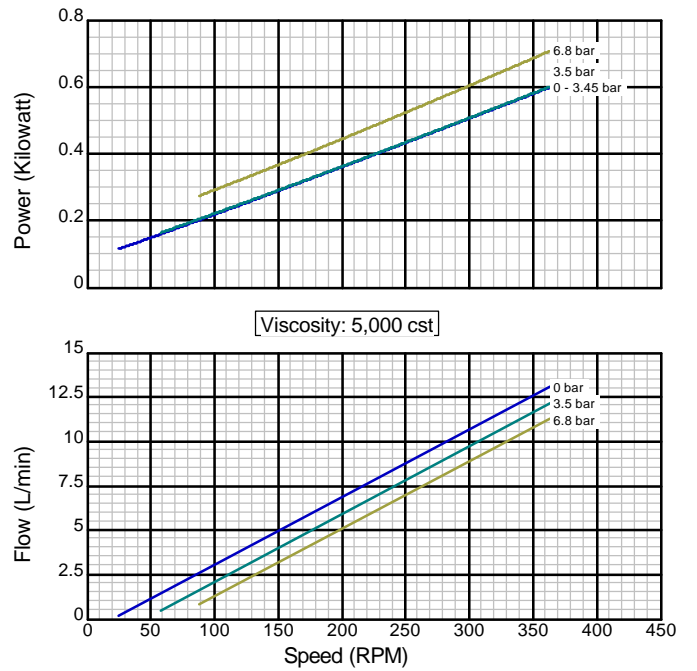
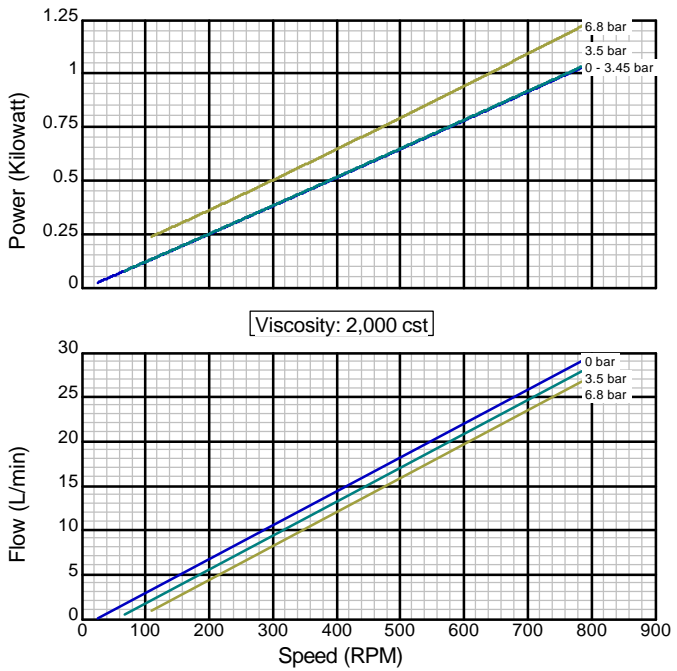
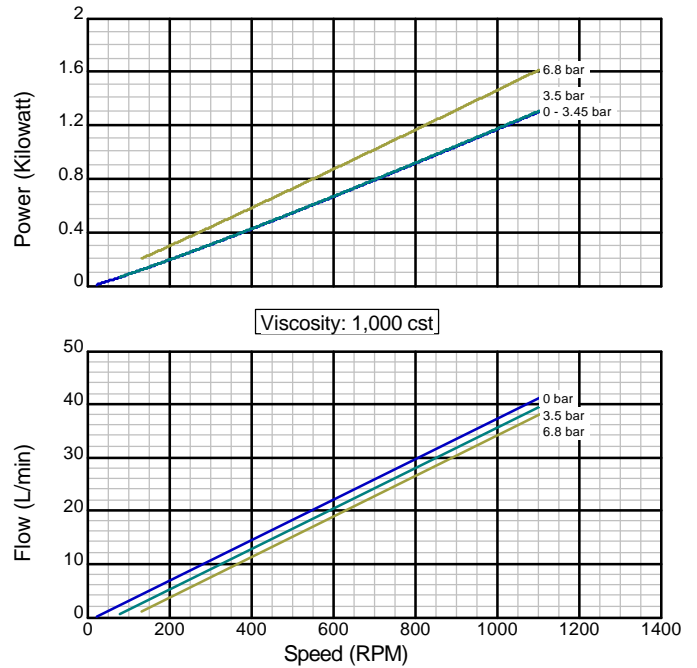
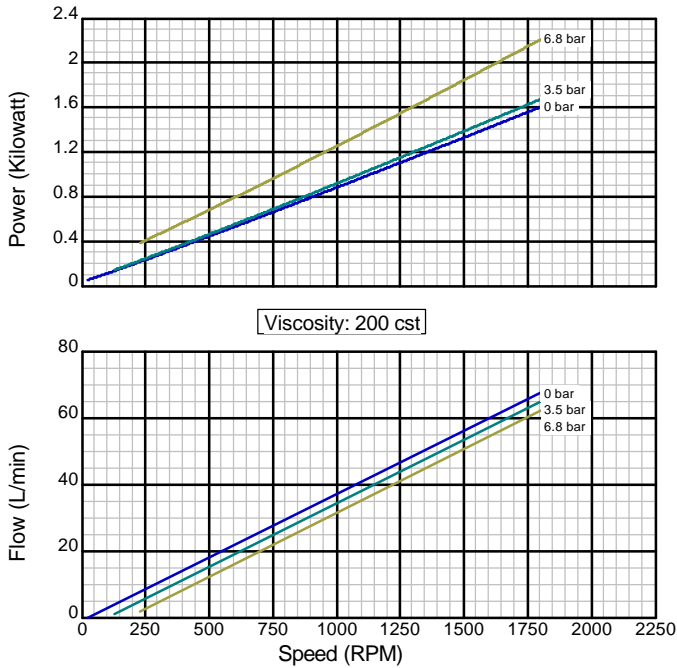
### Performance Data For 4000 Series Pump

#### Model 4203/4223

Iron Construction

Standard Clearance

1.25" Std. Port Size



There are many additional factors to consider when selecting a pump, including (but not limited to) suction conditions, temperature limitations and material compatibilities. Curve data is typical only, actual performance may vary. Consult the factory or an authorized Tuthill Pump Group representative for assistance.

Version 2.0.beta.0  
 Created on  
 November 30, 2000



12500 South Pulaski Road  
 Alsip, Illinois USA 60803  
 Tel 708 389-2500 Fax 708 388-0869  
 email: tuthillpump@tuthill.com  
 www.tuthill.com

Tuthill Pump Group  
 12500 South Pulaski Road  
 Alsip, Illinois 60803  
 USA  
 Phone: 708-389-2500  
 Fax: 708-388-0869  
 tuthillpump@tuthill.com  
 www.tuthillpump.com

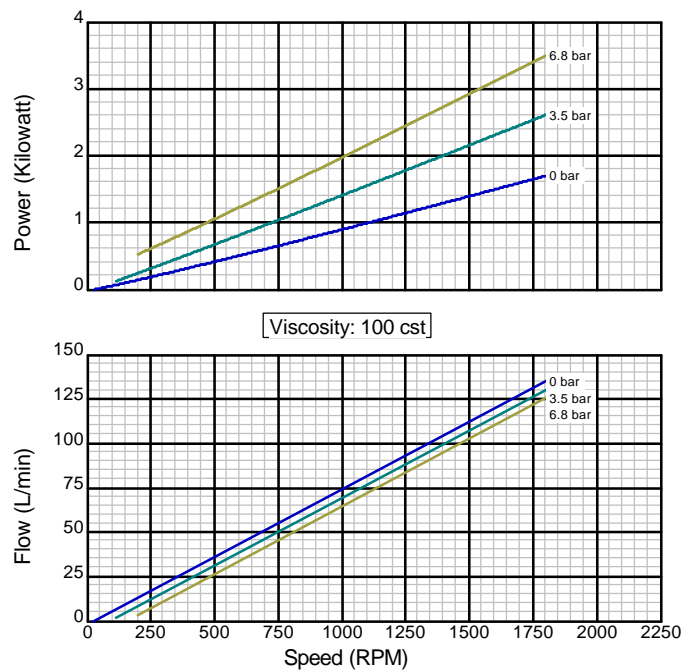
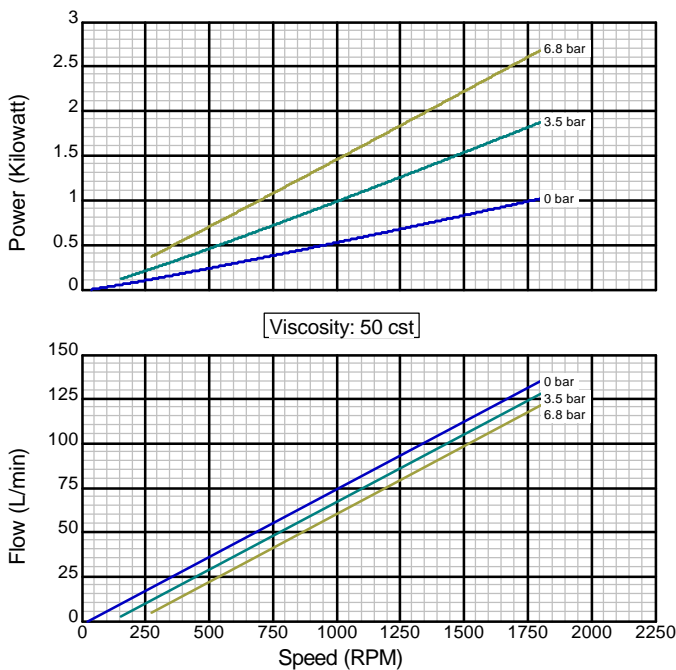
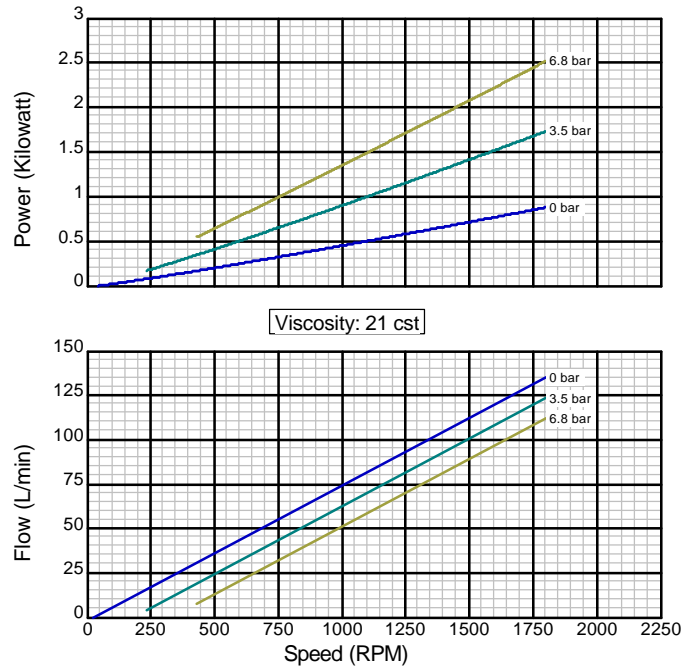
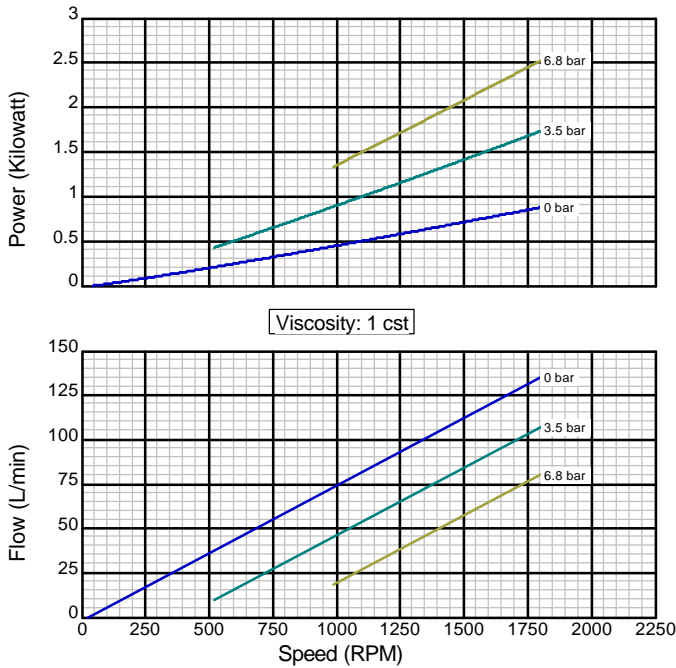
## Performance Data For 4000 Series Pump

### Model 4204/4224

Iron Construction

Standard Clearance

1.5" Std. Port Size



There are many additional factors to consider when selecting a pump, including (but not limited to) suction conditions, temperature limitations and material compatibilities. Curve data is typical only, actual performance may vary. Consult the factory or an authorized Tuthill Pump Group representative for assistance.

Version 2.0.beta.0

Created on  
 November 30, 2000



12500 South Pulaski Road  
 Alsip, Illinois USA 60803  
 Tel 708 389-2500 Fax 708 388-0869  
 email: tuthillpump@tuthill.com  
 www.tuthill.com

Tuthill Pump Group  
 12500 South Pulaski Road  
 Alsip, Illinois 60803  
 USA  
 Phone: 708-389-2500  
 Fax: 708-388-0869  
 tuthillpump@tuthill.com  
 www.tuthillpump.com

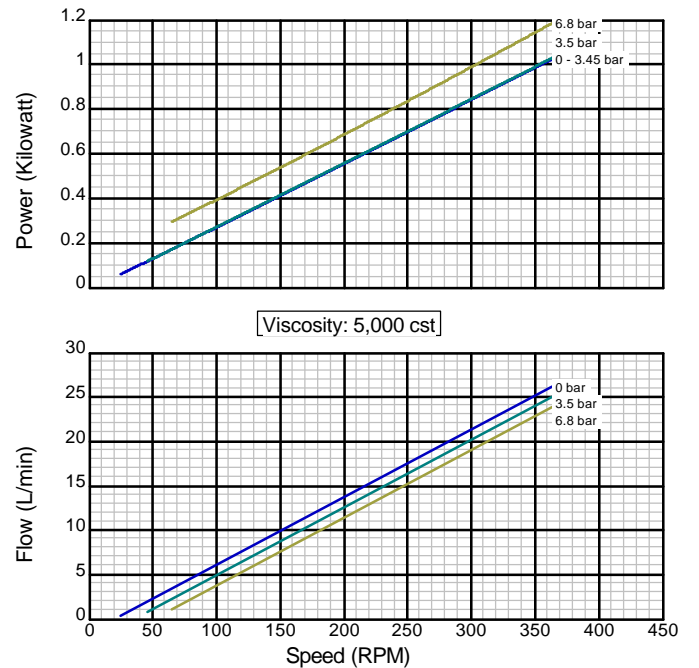
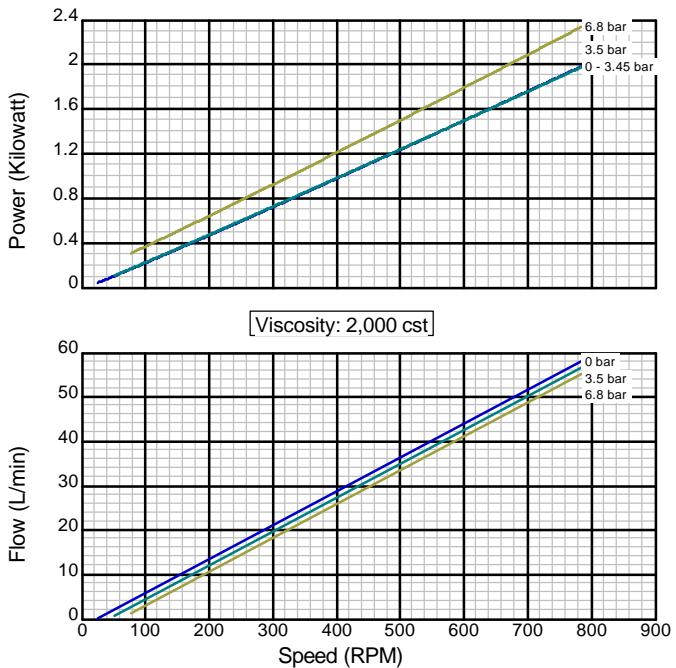
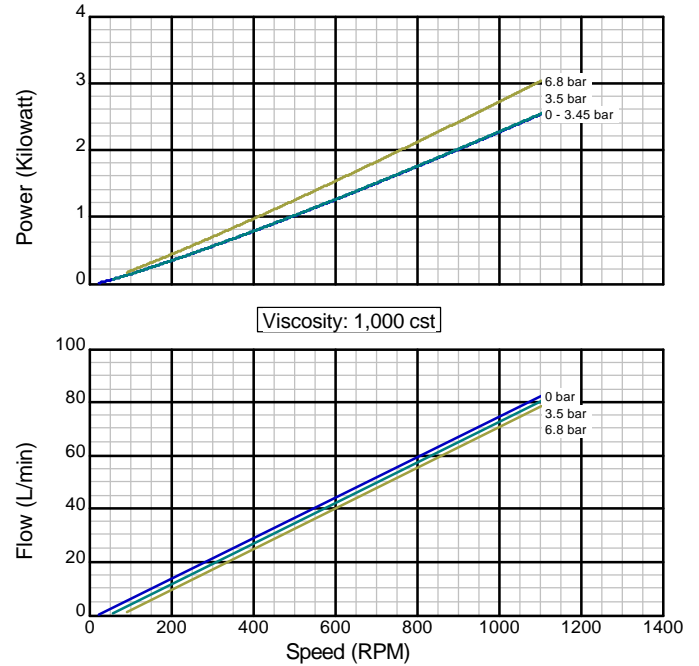
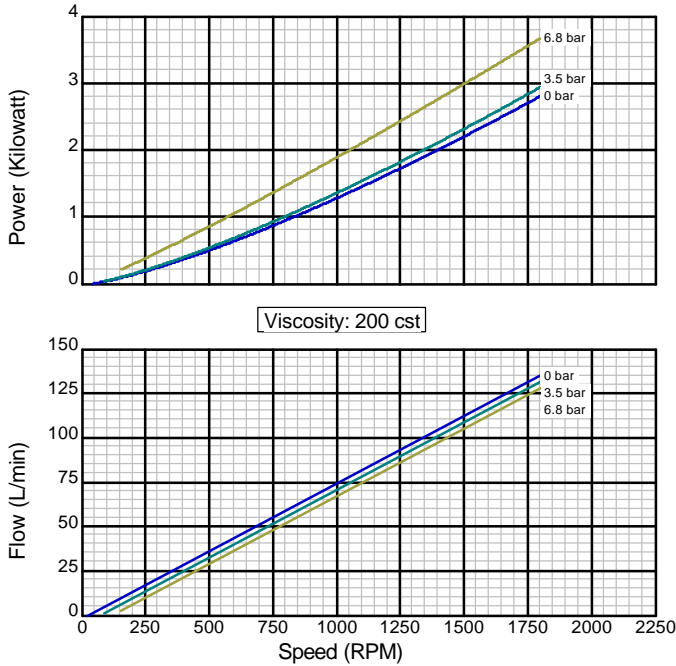
## Performance Data For 4000 Series Pump

### Model 4204/4224

Iron Construction

Standard Clearance

1.5" Std. Port Size



There are many additional factors to consider when selecting a pump, including (but not limited to) suction conditions, temperature limitations and material compatibilities. Curve data is typical only, actual performance may vary. Consult the factory or an authorized Tuthill Pump Group representative for assistance.

Version 2.0.beta.0

Created on  
 November 30, 2000



12500 South Pulaski Road  
 Alsip, Illinois USA 60803  
 Tel 708 389-2500 Fax 708 388-0869  
 email: tuthillpump@tuthill.com  
 www.tuthill.com

Tuthill Pump Group  
 12500 South Pulaski Road  
 Alsip, Illinois 60803  
 USA  
 Phone: 708-389-2500  
 Fax: 708-388-0869  
 tuthillpump@tuthill.com  
 www.tuthillpump.com

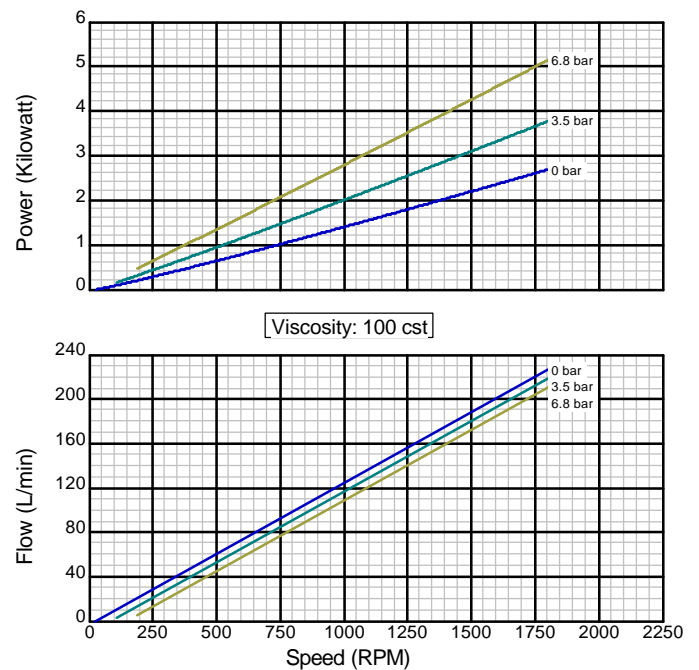
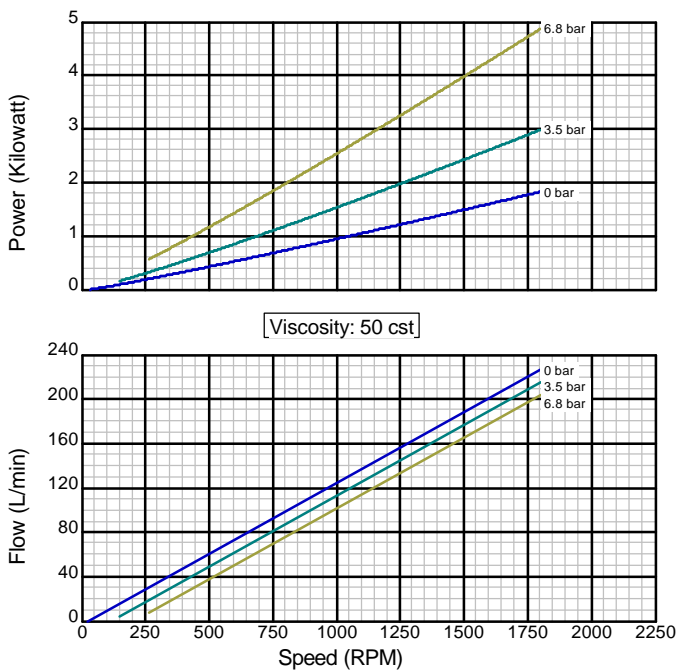
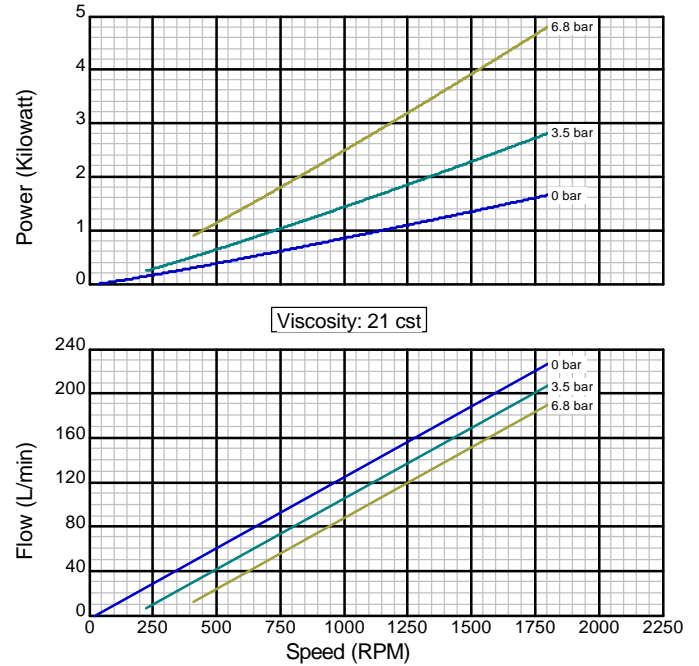
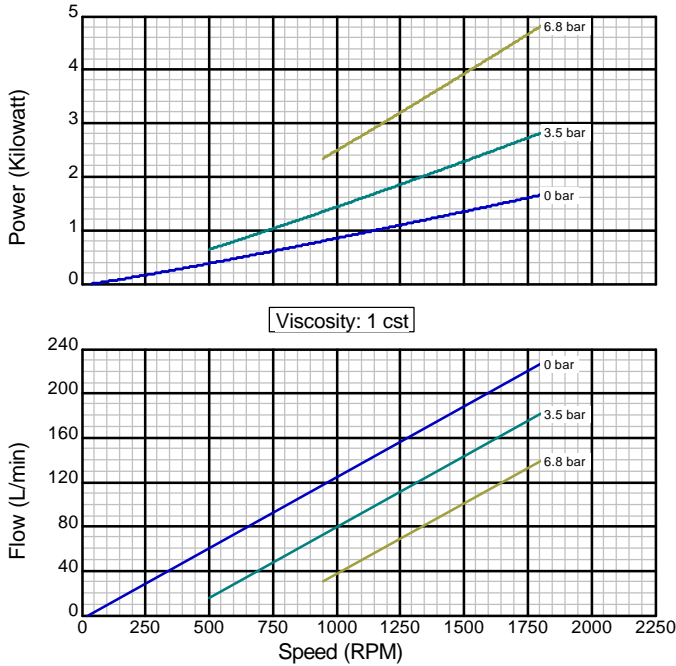
### Performance Data For 4000 Series Pump

#### Model 4205/4225

Iron Construction

Standard Clearance

1.5" Std. Port Size



There are many additional factors to consider when selecting a pump, including (but not limited to) suction conditions, temperature limitations and material compatibilities. Curve data is typical only, actual performance may vary. Consult the factory or an authorized Tuthill Pump Group representative for assistance.

Version 2.0.beta.0  
 Created on  
 November 30, 2000



12500 South Pulaski Road  
 Alsip, Illinois USA 60803  
 Tel 708 389-2500 Fax 708 388-0869  
 email: tuthillpump@tuthill.com  
 www.tuthill.com

Tuthill Pump Group  
 12500 South Pulaski Road  
 Alsip, Illinois 60803  
 USA  
 Phone: 708-389-2500  
 Fax: 708-388-0869  
 tuthillpump@tuthill.com  
 www.tuthill.com

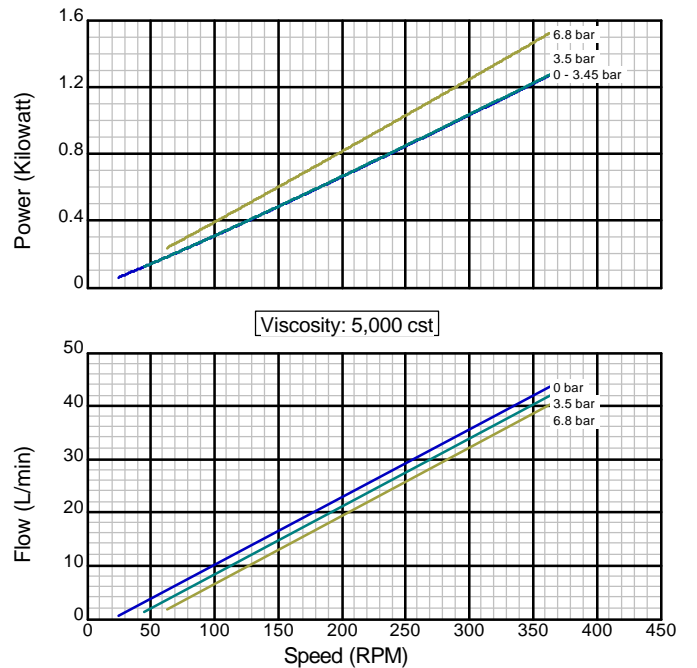
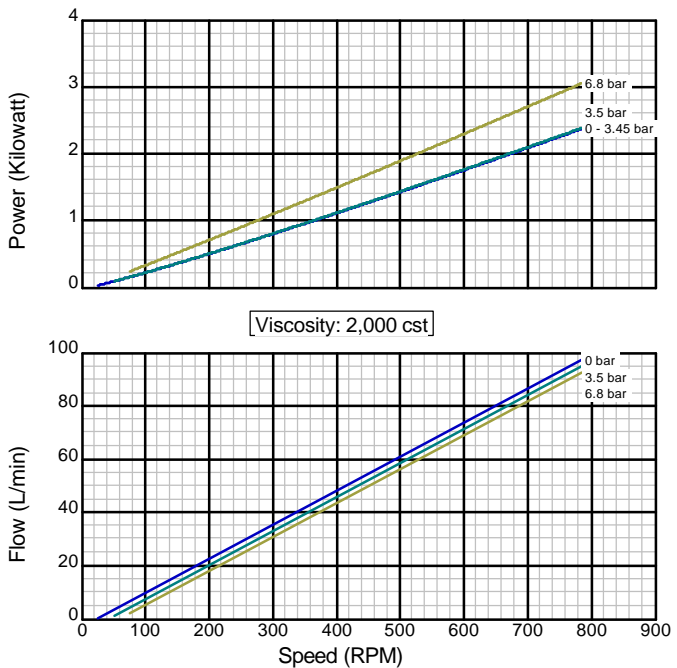
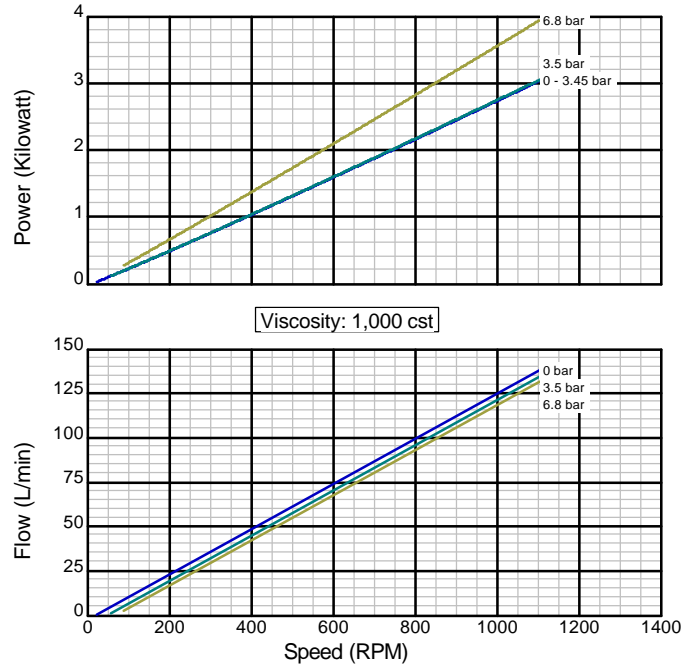
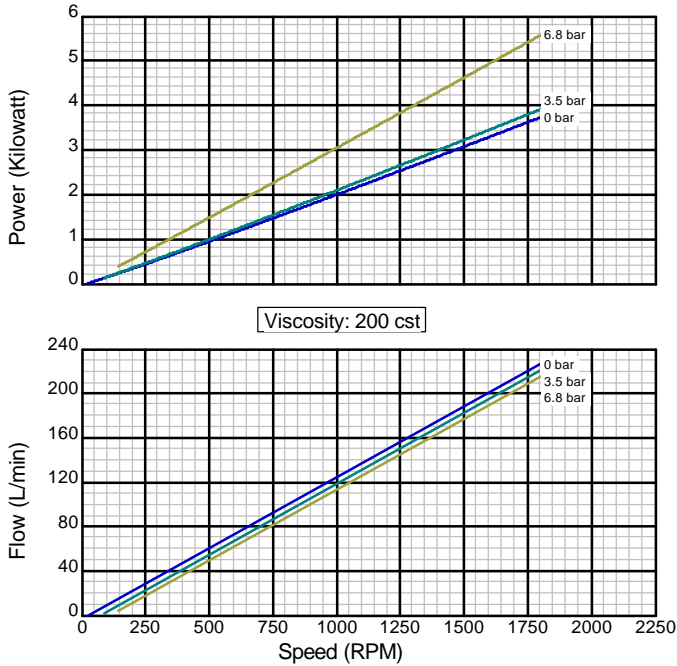
### Performance Data For 4000 Series Pump

#### Model 4205/4225

Iron Construction

Standard Clearance

1.5" Std. Port Size



There are many additional factors to consider when selecting a pump, including (but not limited to) suction conditions, temperature limitations and material compatibilities. Curve data is typical only, actual performance may vary. Consult the factory or an authorized Tuthill Pump Group representative for assistance.

Version 2.0.beta.0  
 Created on  
 November 30, 2000





12500 South Pulaski Road  
 Alsip, Illinois USA 60803  
 Tel 708 389-2500 Fax 708 388-0869  
 email: tuthillpump@tuthill.com  
 www.tuthill.com

Tuthill Pump Group  
 12500 South Pulaski Road  
 Alsip, Illinois 60803  
 USA  
 Phone: 708-389-2500  
 Fax: 708-388-0869  
 tuthillpump@tuthill.com  
 www.tuthillpump.com

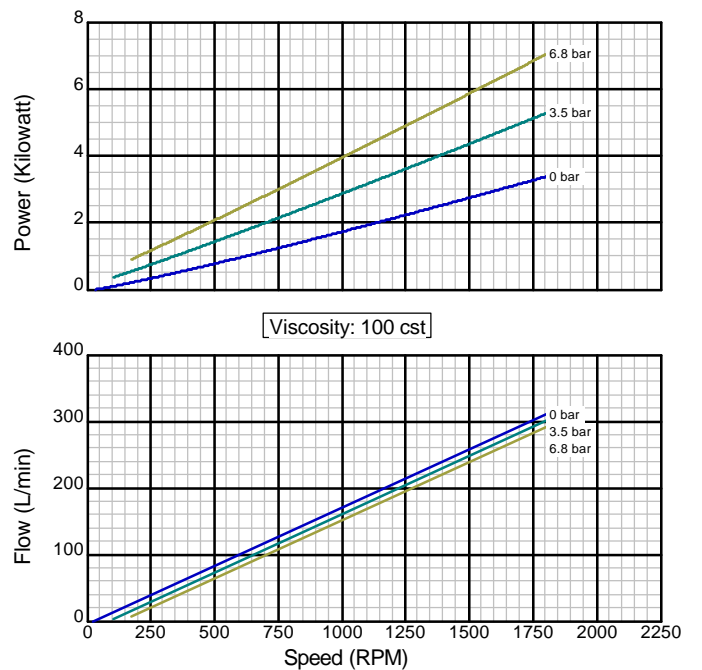
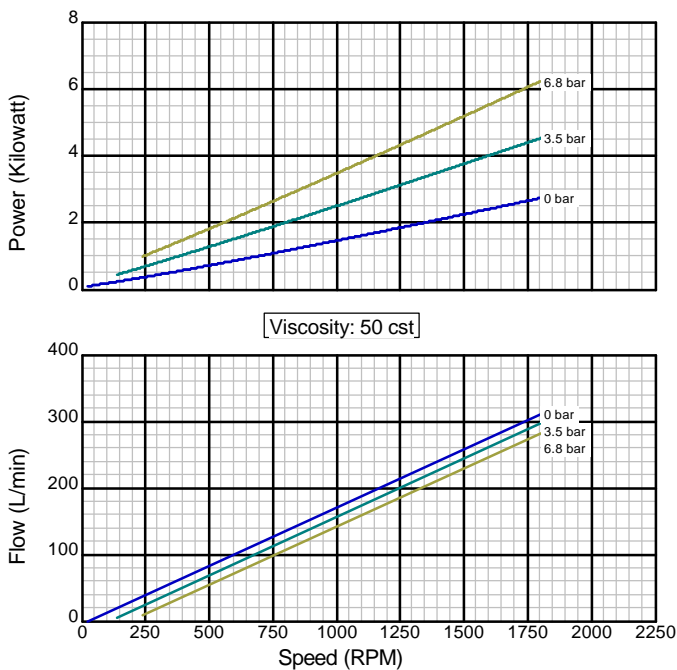
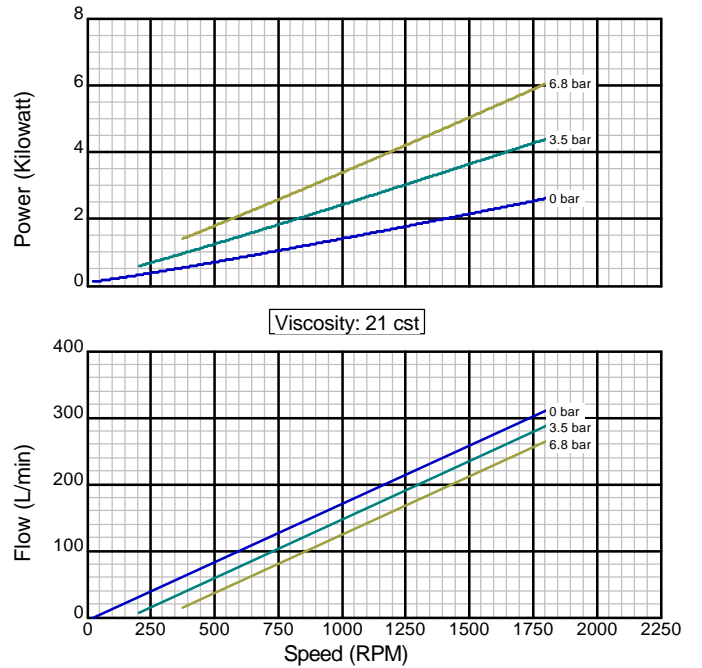
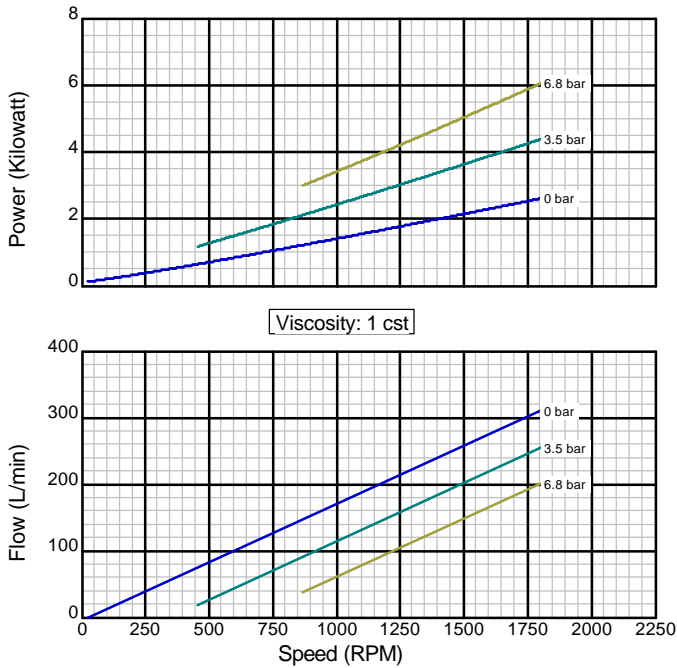
### Performance Data For 4000 Series Pump

#### Model 4206/4226

Iron Construction

Standard Clearance

2" Std. Port Size



There are many additional factors to consider when selecting a pump, including (but not limited to) suction conditions, temperature limitations and material compatibilities. Curve data is typical only, actual performance may vary. Consult the factory or an authorized Tuthill Pump Group representative for assistance.

Version 2.0.beta.0

Created on  
 November 30, 2000



12500 South Pulaski Road  
 Alsip, Illinois USA 60803  
 Tel 708 389-2500 Fax 708 388-0869  
 email: tuthillpump@tuthill.com  
 www.tuthill.com

Tuthill Pump Group  
 12500 South Pulaski Road  
 Alsip, Illinois 60803  
 USA  
 Phone: 708-389-2500  
 Fax: 708-388-0869  
 tuthillpump@tuthill.com  
 www.tuthillpump.com

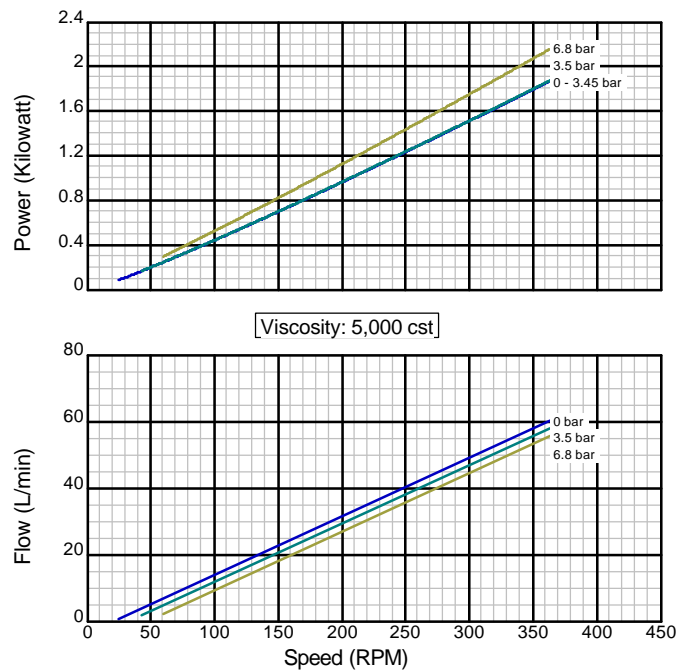
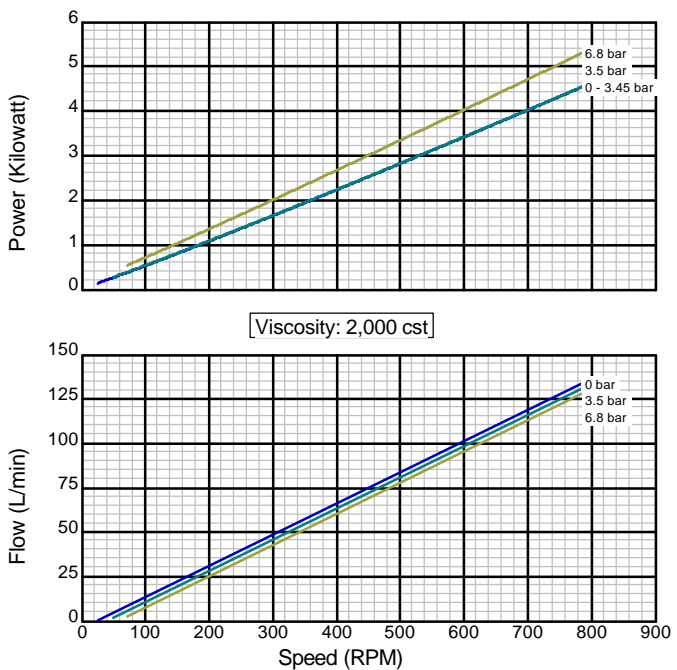
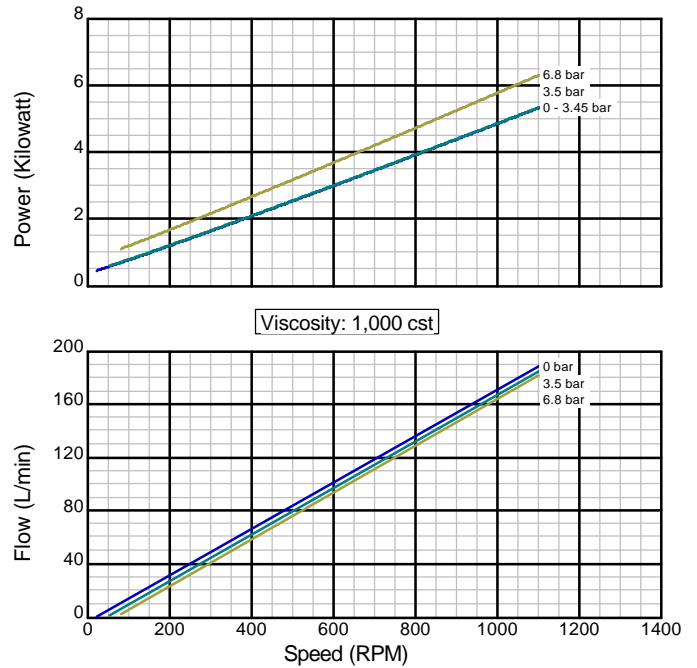
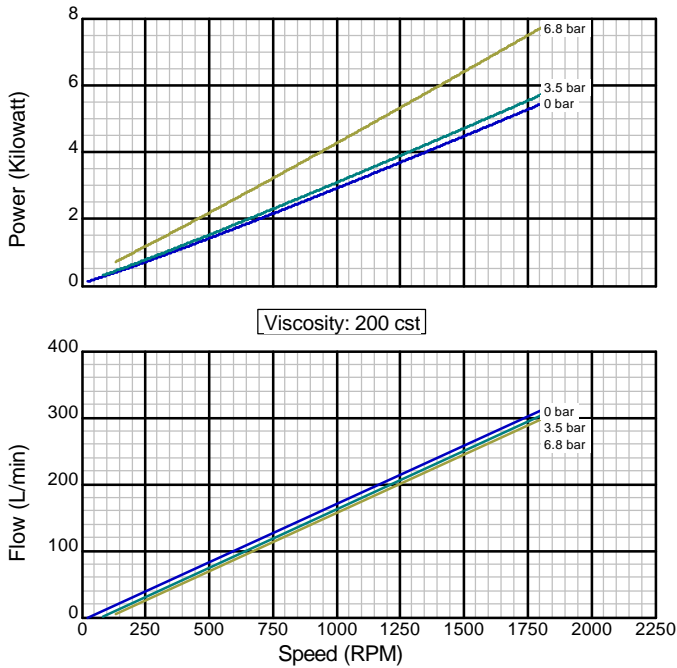
## Performance Data For 4000 Series Pump

### Model 4206/4226

Iron Construction

Standard Clearance

2" Std. Port Size



There are many additional factors to consider when selecting a pump, including (but not limited to) suction conditions, temperature limitations and material compatibilities. Curve data is typical only, actual performance may vary. Consult the factory or an authorized Tuthill Pump Group representative for assistance.

Version 2.0.beta.0

Created on  
 November 30, 2000