




PRICE[®] PUMP CO.

America's Most Versatile Line of Centrifugal Pumps

OEM Development

Price® Pump Co. has a storied history of developing products specific to the requirements of many original equipment manufacturers in industry today. Our approach is to analyze the application requirements and then offer the most appropriate product, whether it requires minor or major modifications or possibly a completely new design. Our engineers are experienced in pump design and development, tooling & mold design and designing for manufacturing utilizing current CAD/CAM development software and industry best practices.

With more than 80 years of design and application experience, look to Price® Pump for your OEM pump needs.



Application Support

A Team of application specialists is always available at Price® Pump to address your specific application needs. Our technical staff will personally assist your team in properly selecting a pump that will meet both your application and economic requirements. Whether researching compatible materials, proper seal selection or NPSHR requirements, our staff has the experience, knowledge and technical resources to assist you in selecting the best pump for your system's needs.

Want to review multiple pump performance specifications? Try our on-line pump selection program - [PSI](#).

Pump Evaluation and Test Lab

When Price® Pump was developing plans for its new building in 1988, it saw the need to expand its pump testing capabilities. The result was a state of the art facility capable of performing all facets of pump testing. Performance, Endurance, NPSHR, Extreme Temperature, Accelerated Life are among the many testing capabilities at Price® Pump. Whether for OEM development, new product development or contract testing services, Price® Pump has the facility, equipment and experienced personnel to meet all of your pump testing and evaluation needs.



Centrifugal Pump Features & Applications

Advantages

- Broad Range of Sizes & Configurations** – 12 different pump families with over 125 unique models
- Materials of Construction** – 316SS, Cast Iron, Bronze, Hastelloy and multiple non-metallic materials are available
- Mechanical Seals** – A wide variety of standard mechanical seals along with custom seal designs are available
- Low maintenance** – Reliable pump operation reduces down time and keeps maintenance costs at a minimum
- Standard 2 year warranty on all models**

Applications

Deionized Water * Semi-Conductor * Chemical Handling / Transfer * Water Treatment * Chillers / Liquid Cooling
 Pharmaceutical * Caustic Fluids * Scrubber Applications * Frac Water Treatment * Vapor Degreasers
 Wastewater Treatment * Pulp and Paper * Industrial / Chemical Processing * Filtration * Biodiesel Production

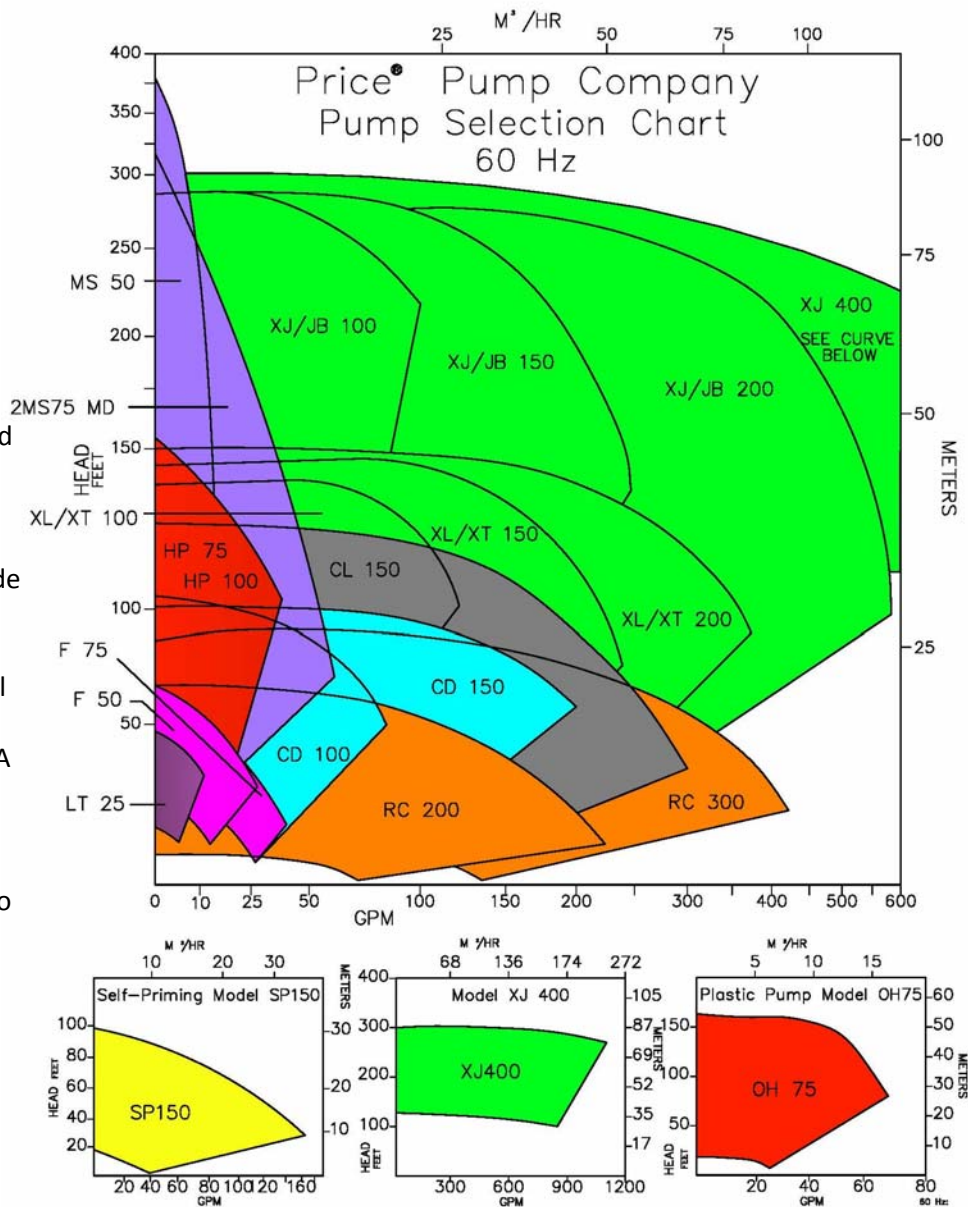
Design Features

- Compact Design** – A compact, close coupled design allows for efficient placement in a variety of applications and installations.
- Mechanical Seals** – All commonly available mechanical seals are utilized for ease of availability. Specialty materials also available and commonly stocked for quick delivery.
- Available Options** – Recirculation loops, seal flush, sampling ports, air/vapor purge and instrumentation ports are available 'off the shelf'. Frame mount & base plate mounting.
 All shafts are available with a Tungsten Carbide coating for abrasive applications.
- Universal Brackets** – All pump brackets, on all pump models, mount to a variety of standard NEMA motors ranging from NEMA 42C, NEMA 56C and 56J, and 143 - 364JM motors.

Performance

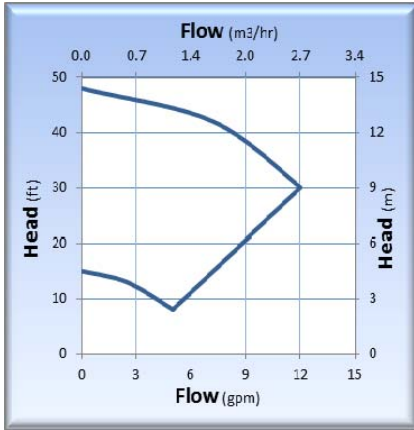
Twelve different pump models are available to meet a wide range of performance requirements

- Capacities to 1100 GPM
- Heads to 380 Feet
- Temperature from Cryogenic to 350F
- Working pressures to 300 psig
- Close Coupled motors to 100 Hp



Type LT, LTV

 **Flows to 12 GPM / Heads to 48 feet**



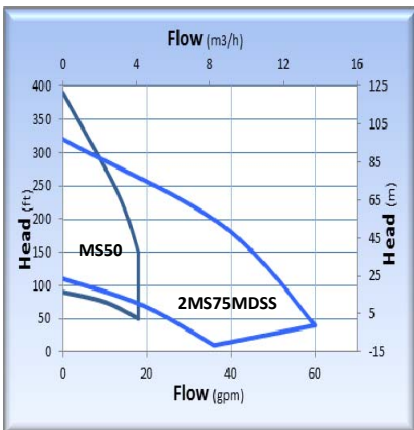
MODELS:

LT25 – 1/4" x 1/2" x 3.34"

LT25V – 1/4" x 1/2" x 3.34"



LT25V



MODELS:

1-6MS50 – 1/2" x 3/4" x 4.12"

2MS75MDSS – 3/4" x 1" x 6.00"



2MS75MDSS



LT25

MATERIALS:

- AB (All Bronze)
- SS (316 Stainless Steel)

APPLICATIONS:

- Vapor degreasers
- Chillers
- Filter systems
- Water transfer
- Solvents
- Water treatment systems
- Various industrial chemicals
- Alkaline solutions
- Deionized water

FEATURES:

- NEMA 42C motor frame - Standard
- Standard mechanical seal: 5/8" Type 21 Viton®, carbon, ceramic
- Seal options: type 8, 9 Teflon®, 21 double seals, 2106, and silicon carbide faces
- Recirculation flush option available
- Frame mount, base plate, and air motor option available

Curves for reference only.

VERTICAL FEATURES:

- Sealless construction
- Carbon bushings standard, glass filled PTFE optional
- Standard column lengths 7 1/2", 13" and 20"
- Available in 316SS

Type MS50, 2MS75MDSS

 **Flows to 60 GPM / Heads to 380 feet**

MATERIALS:

- SS (316 Stainless Steel)

FEATURES (MS50):

- Vertical option available
- Optional power frame available
- Standard mechanical seal: 5/8" Type 21 Viton®, carbon vs. ceramic
- NEMA 56C motor frame - Standard

FEATURES (2MS75):

- Sealless Mag Drive
- NEMA 56C motor frame - Standard
- Bushing options: Alpha Silicon Carbide
- O-Ring options: EPR, Teflon® Encapsulated, Kalrez®, Fluro-Silicon



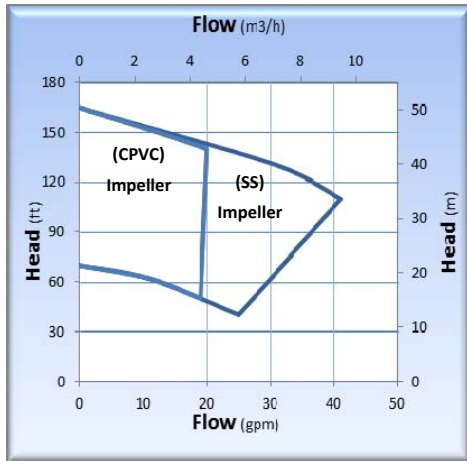
6MS50

APPLICATIONS:

- Deionized water system
- Ultra-filtration system
- Laser system cooling
- Reverse osmosis systems
- Acid handling

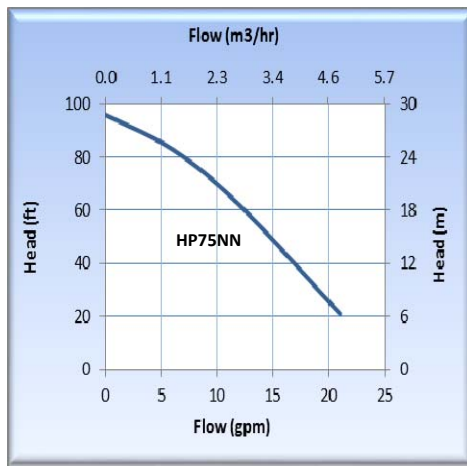
Type HP

 **Flows to 40 GPM / Heads to 160 feet**



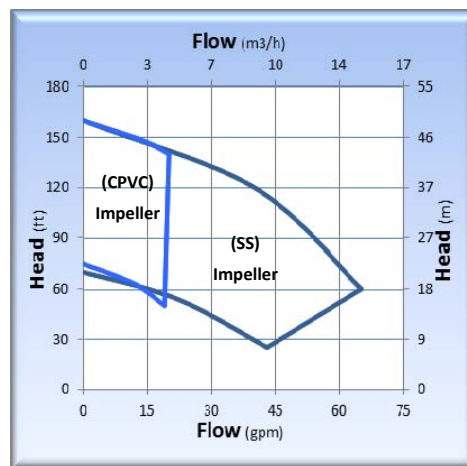
MODELS:

HP75 – 3/4" x 3/4" x 6.00"



MODELS:

HP75 – 3/4" x 3/4" x 4.50"



MODELS:

HP75 – 3/4" x 3/4" x 6.00"
HP100 – 1" x 1" x 6.00"

MATERIALS:

- BN (Bronze volute)
- CN (CPVC volute)
- NN (Noryl volute)

APPLICATIONS:

- Circulating chilled water
- Booster pumps
- Sprinkler pumps
- Deionized Water
- Chiller pumps
- Air conditioning
- Laser coolers

FEATURES:

- Compact close coupled design
- NEMA 56J motor frame - Standard
- Mechanical Seal: 5/8" Type 6 Buna, carbon vs. ceramic
- Type 6, 2106, 21 and silicon carbide faces are among the many seal options available from stock
- Impeller materials (CPVC, 316 Stainless Steel)

Curves for reference only.



Type HP

 **Flows to 70 GPM / Heads to 160 feet**

MATERIALS:

- SS (316 Stainless Steel volute, bracket, and impeller)
- SC (316 Stainless Steel volute and bracket, CPVC impeller)
- AB (All Bronze)

APPLICATIONS:

- Circulating chilled water
- Booster pumps
- Sprinkler pumps
- Deionized Water
- Chiller pumps
- Air conditioning
- Laser coolers

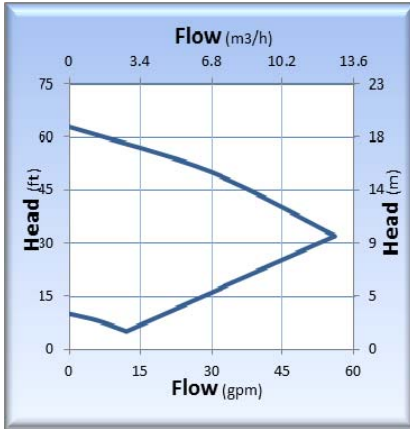
FEATURES:

- NEMA 56J motor frame - Standard
- Compact close coupled design
- Mechanical seal: 5/8" Type 21 Viton®, carbon vs. ceramic



Type F

 **Flows to 56 GPM / Heads to 54 feet**



MATERIALS:

- AB (All Bronze)
- AI (Cast Iron)

APPLICATIONS:

- Air Conditioning
- Washer Machines
- Carpet Cleaners
- Bilge Pumps
- Wash Down
- Circulating Pumps
- Coolant Pumps
- Brine Circulation

FEATURES:

- Compact close coupled design
- NEMA 56J motor frame - Standard
- Frame mount & base plate option available
- Mechanical seal: 5/8" Type 6A Buna, carbon vs. ceramic

Curves for reference only.

MODELS:

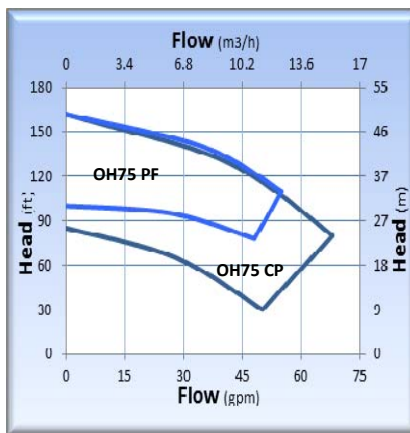
F50 – 1/2" x 3/4" x 3.94"

F75 – 3/4" x 1" x 3.94"

F95 – 1" x 1 1/4" x 3.94"

Type OH

 **Flows to 70 GPM / Heads to 160 feet**



MATERIALS:

- CP (Natural CPVC)
- PF (Natural PVDF)

APPLICATIONS:

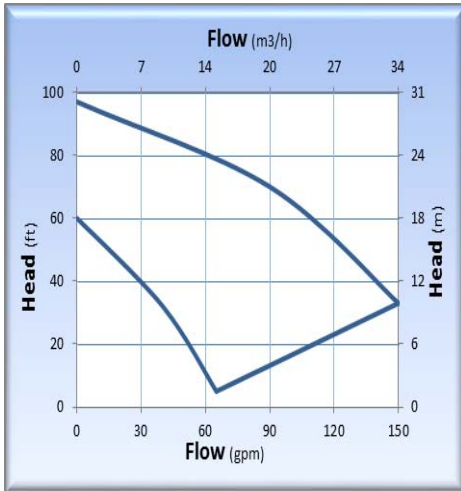
- Sump pumping
- Electronics
- Photo processing
- Water treatment
- Acid transfer
- Chillers
- Metal etching
- Recirculating

FEATURES:

- Compact close coupled design
- NEMA 56C motor frame - Standard
- Frame mount & base plate option available
- Mechanical seal: 1" Type 36 Viton®, carbon vs. ceramic

Type SP

 **Flows to 150 GPM / Heads to 95 feet**



MODELS:

SP150 – 1 1/2" x 1 1/2" x 4.75"/.5"

MATERIALS:

- AI (Cast Iron)
- SF (Cast Iron, Stainless Fitted)
- SS (316 Stainless Steel)

SP150

APPLICATIONS:

- Chemical transfer
- Pumping solvents
- Agricultural
- Dewatering
- Filters
- Ground water remediation
- Chemical sump pumps
- Wastewater treatments



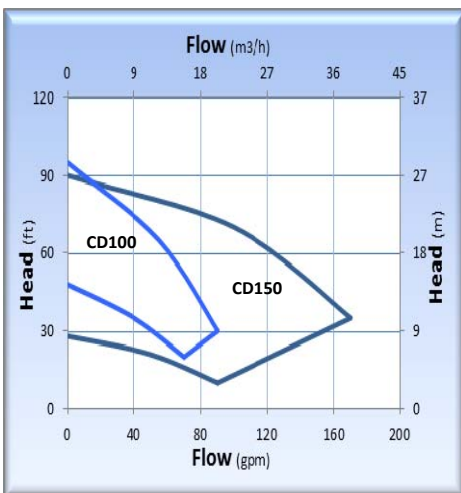
FEATURES:

- Self-priming pump
- Suction lift up to 20 feet
- NEMA 56C motor frame - Standard
- Mechanical Seal: 3/4" Type 21 Viton®, carbon vs. ceramic on (SS pump)
- Mechanical Seal: 3/4" Type 21 Buna, carbon vs. ceramic on (Cast Iron pump)
- Type 8 Kalrez®, Type 9 Teflon®, silicon carbide faces are among the many seal options available from stock. Seal flush and other options available
- Optional frame mounted and air motor

Curves for reference only.

Type CD, CDV, CD-MD

 **Flows to 190 GPM / Heads to 90 feet**



MODELS:

CD100 – 1" x 1 1/4" x 4.94"
CD100V – 1" x 1 1/4" x 4.94"
CD150 – 1 1/2" x 2" x 4.94"
CD150V – 1 1/2" x 2" x 4.94"

MATERIALS:

- SS (316 Stainless Steel)
- AI (Cast Iron)
- AB (All Bronze)

FEATURES (CD):

- Many seal option
- Available in vertical design
- NEMA 56C motor frame - Standard

FEATURES (CD-MD):

- Sealless design
- NEMA 56C motor frame - Standard
- Bushing options: Alpha silicon carbide bushing & washer

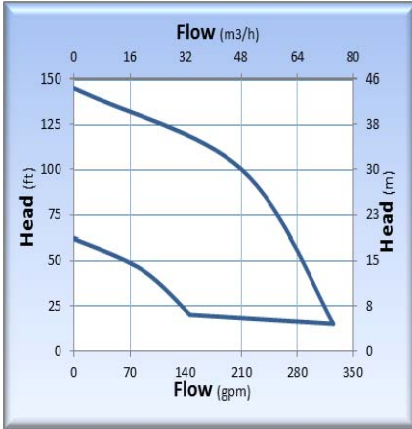
APPLICATIONS:

- Chemical process
- Wastewater treatment
- AGRICULTURE – Acid fertilizers and other agricultural chemicals



Type CL, CLV, CL-MD

 **Flows to 340 GPM / Heads to 150 feet**



MODELS:

- CL150 – 1 1/2" x 2" x 5.76"
- CL150V – 1 1/2" x 2" x 5.76"
- CL150MD – 1 1/2" x 2" x 5.76"

MATERIALS:

- SS (316 Stainless Steel)

FEATURES (CL):

- NEMA 56C motor frame - Standard
- Frame mount & base plate option available
- Mechanical seal: 1 1/2" Type 21 Viton®, carbon vs. ceramic
- Seal flush optional



CL150

FEATURES (CL-MD):

- Sealless design
- NEMA 56C motor frame - Standard
- Bushing options: Alpha silicon carbide bushing & washer

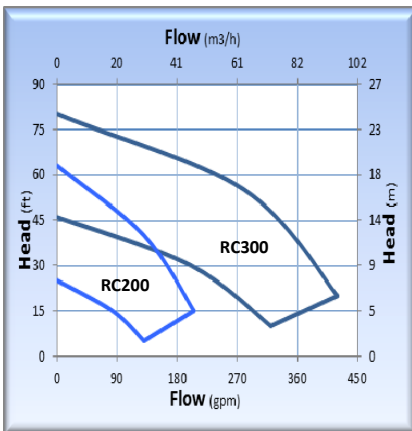
APPLICATIONS:

- Acids, alkalis, glycols, solvents, caustics
- Reverse osmosis
- Scrubbers
- Filters
- Washers
- Deionized water

Curves for reference only.

Type RC, RCV

 **Flows to 400 GPM / Heads to 82 feet**



MODELS:

- RC200 – 2" x 2" x 4.06"
- RC300 – 3" x 3" x 4.62"
- RC200V – 2" x 2" x 4.06"
- RC300V – 3" x 3" x 4.62"

MATERIALS:

- SS (316 Stainless Steel)
- BF (Bronze Fitted)
- AI (Cast Iron)
- AB (All Bronze)

APPLICATIONS:

- Coolant pumps
- Chemical transfer
- Cooling towers
- Circulating
- Washers
- Aquaculture
- Machine tool coolants



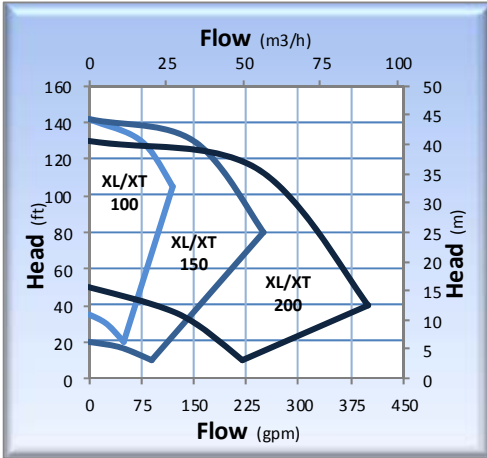
RC300

FEATURES:

- NEMA 56C motor frame - Standard
- Frame mount & base plate option available
- Mechanical seal: 5/8" Type 6A Buna, carbon vs. ceramic (CI pumps)
- Mechanical seal: 5/8" Type 21 Viton, carbon vs. ceramic (SS pumps)

Type XT, XTV, XL, XLV

Flows to 400 GPM / Heads to 140 feet



MODELS:

- XT/XL100 – 1" x 1 1/2" x 5.98"
- XT150 – 1 1/2" x 2" x 5.98"
- XL150 – 1 1/2" x 3" x 5.98"
- XT/XL200 – 2" x 3" x 5.98"
- XT/XL100V – 1" x 1 1/2" x 5.98"
- XT150V – 1 1/2" x 2" x 5.98"
- XL150V – 1 1/2" x 3" x 5.98"
- XT/XL200V – 2" x 3" x 5.98"

MATERIALS:

- SF (Cast Iron, Stainless Fitted)
- BF (Cast Iron, Bronze Fitted)
- SS (316 Stainless Steel)
- AB (All Bronze)
- AI (Cast Iron)

APPLICATIONS:

- Chemical process
- Deionized water
- Cooling tower
- Chillers
- Plating equipment
- Hot solvents, caustics
- Water and wastewater treatment

FEATURES:

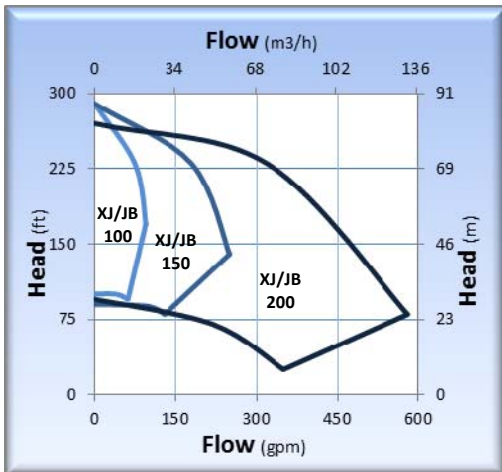
- Flange and NPT connections available
- NEMA 143 – 184JM motor frame - Standard
- Mechanical Seal: 1 1/2" Type 21 Buna (AI, AB, BF, SF) and Type 21 Viton® (SS), carbon vs. ceramic
- Type 8 Viton®, Type 9 Teflon®, silicon carbide faces are among the many seal options available from stock.
- Frame mount & base plate option available

Curves for reference only.



Type XJ, JB

Flows to 585 GPM / Heads to 280 feet



MODELS:

- XJ/JB100 – 1" x 1 1/2" x 8.00"
- JB150 – 1 1/2" x 2" x 8.00"
- XJ150 – 1 1/2" x 3" x 8.00"
- XJ/JB200 – 2" x 3" x 8.00"

MATERIALS:

- SS (316 Stainless Steel)

APPLICATIONS:

- Plating equipment
- Chemical process
- Washers
- Filters
- Chillers
- Deionized water
- Wastewater treatment
- Hot solvents & caustics

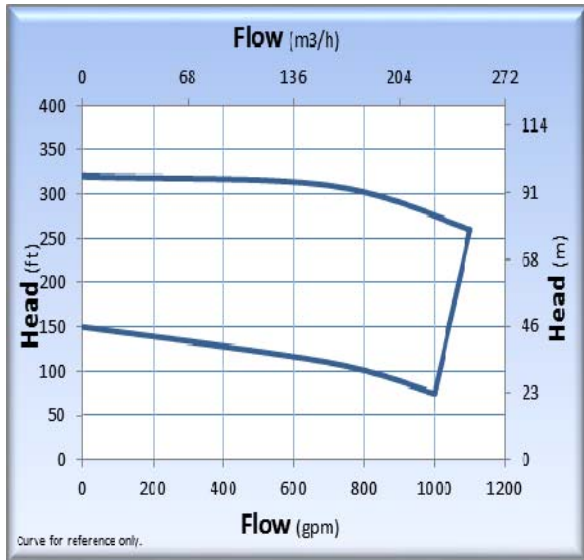
FEATURES:

- NEMA 143 – 324JM motor frame - Standard
- Flange and NPT connections available
- Mechanical seal: 1 1/2" Type 21 Viton®, carbon vs. ceramic
- Frame mount & base plate option available



Type XJ 400

 **Flows to 1100 GPM / Heads to 320 feet**



Curve for reference only.

MODEL:

XJ400 – 4" x 4" x 8.5"

Pump Specifications

- XJ400 Suction - 4" Flange, Discharge - 4" Flange
Flange specs. - 150 lbs., ANSI, Centerline
- Maximum Impeller Diameter: 8.5"
- Motor: NEMA JM (Multiple motors available)
- Mechanical Seal: *Single, 1-1/2" Type 21*
Viton, Carbon vs. Ceramic

Note: Additional seal options available

Features

- **Pump Design** – Close Coupled, Compact
- **Standard Seal** – Type 21
- **Construction** – 316 Stainless Steel
- **Flush Options** – Recirculation

Applications

- Waste Water Treatment
- Municipal Water Treatment
- Acid Mine Drainage
- Frac Water Treatment
- Oilfield Brine
- Chemical Process
- Transfer
- Irrigation / Drainage

Materials

- **All 316 Stainless Steel Construction**

XJ400



Many pumps, including some mag-drive pumps, benefit from a soft starter, torque or speed control and full load amperage protection. Price® Pump now offers a range of variable frequency drives (VFDs) that provide precision control and fast response exceeding the performance of conventional 'general-purpose' AC inverters. Offering multiple modes of motor control, our drives deliver accurate speed and torque control along with motor overload protection. Our drives are specifically designed to be simple to install and apply. With a standard 5-year warranty, quality and reliability is guaranteed.



D700 Series:

The D700 series is a compact size, micro-drive, designed to be very user friendly, cost effective and reliable.

D710W: 1/8-1 HP, 1-Ph (110-115V) Input, 3-Ph (230V) Output

D720S: 1/8-3 HP, 1-Ph (200-240V) Input, 3-Ph (200-240V) Output

D720: 1/8-10 HP, 3-Ph (200-240V) Input, 3-Ph (200-240V) Output

D740: 1/2-10 HP, 3-Ph (380-480V) Input, 3-Ph (380-480V) Output

Enclosure: IP20



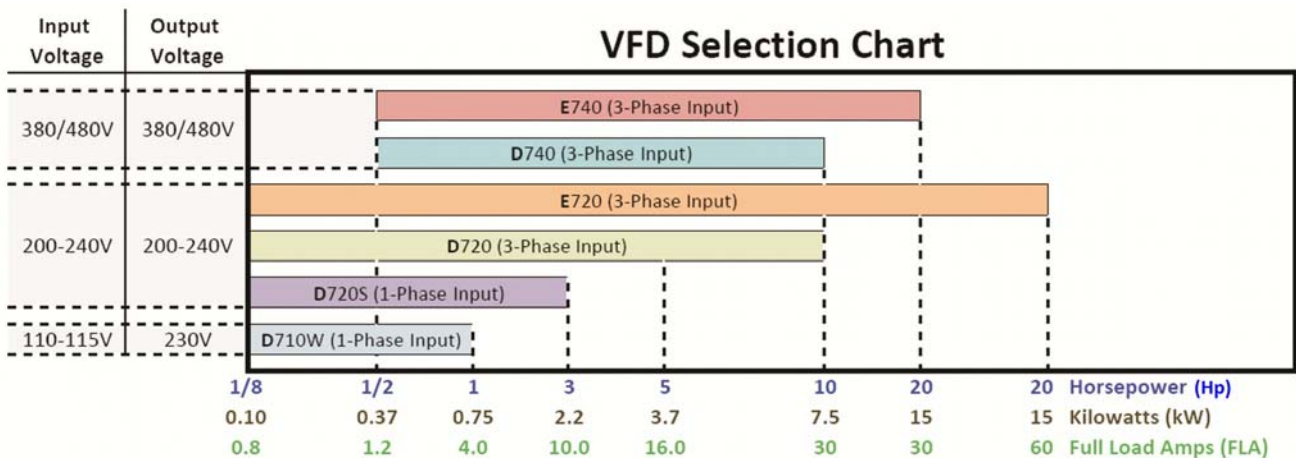
E700 Series:

The E700 series is a compact drive with more features and capabilities than the D700. **Versatile, Reliable and Expandable**

E720: 1/8-20 HP, 3-Ph (200-240V) Input, 3-Ph (200-240V) Output

E740: 1/2-20 HP, 3-Ph (380-480V) Input, 3-Ph (380-480V) Output

Enclosure: IP20



Price® Pump Co. is known for its versatile line of centrifugal pumps and the shortest lead-times in the pump industry!

Price® Pump specializes in rapid delivery of both custom and standard centrifugal pumps.

All models listed in our price sheets are shipped within our standard lead-time of 7-10 working days.

Expedited shipments on the same day, next day and within six working days are all available lead-time options when you need a pump sooner than later.



At **Price® Pump Co.**, we back our products with a 2-year warranty along with prompt and efficient service you expect from a leading pump supplier.

Our expert technical support personnel provide timely and accurate information on the performance and availability of every Price® Pump. We can help you select the right pump for a unique application and often suggest alternatives that may improve pump performance and save you money. Pump modifications and expedited deliveries are our specialty.

Price® Pump Co. supplies centrifugal pumps for O.E.M., agricultural, chemical, laser, semiconductor, pollution control, waste and water treatment, and many other industrial applications. Our pumps are suitable for liquids ranging from water, oils, solvents, and chemicals to strong acid or alkaline solutions.

We invite you to compare our prices and our quality the next time you need a reliable centrifugal pump.



PRICE® PUMP

21775 Eighth St. East

Sonoma, CA 95476-0329

Toll Free: (800) 345-7867

Main: (707) 938-8441

Fax: (707) 938-0764

E-mail: sales@pricepump.com

www.pricepump.com



Member of
Hydraulic
INSTITUTE