

**Dimensions and illustrations are approximate and for reference only*

ValuFlo® Model 750 Series 4200VAF12

The compact 750 series delivers big flow for little power. Great for smaller and simple ponds (3,000 gallons or less). The motor is totally-enclosed fan-cooled for durability. 115V only. Supplied with an 8-foot cordset. 18 month limited warranty. Made in USA.



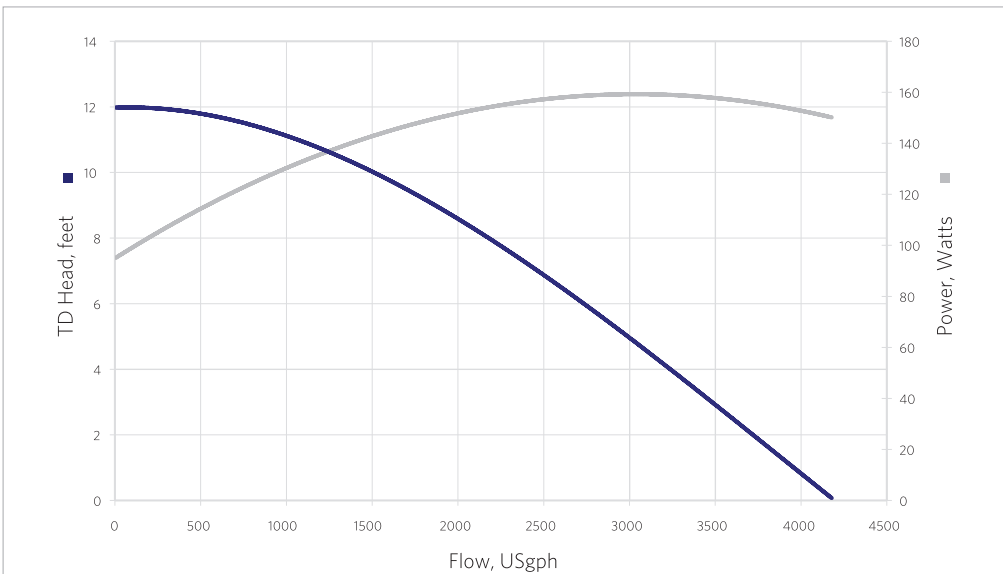
18 MONTH LIMITED WARRANTY



8 FOOT CORDSET



TEFC FANCOOLED MOTOR

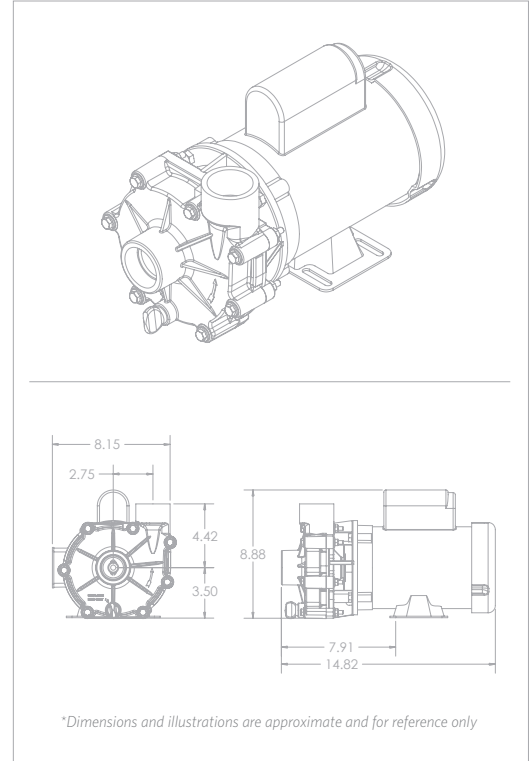


Flow At Total Dynamic Head	2'	4'	6'	8'	10'
GPM	68	60	53	44	34
GPH	4080	3600	3180	2640	2040

MODEL	4200VAF12
INLET	2"
DISCHARGE	1.5"
MAX FLOW (gph)	4200
MAX HEAD (feet)	12'
MAX POWER (watts)	166
MAX CURRENT (amps)	1.50
@ (volts)	115
MOTOR HP	1/8
MOTOR ENCLOSURE	TEFC
IMPELLER	9

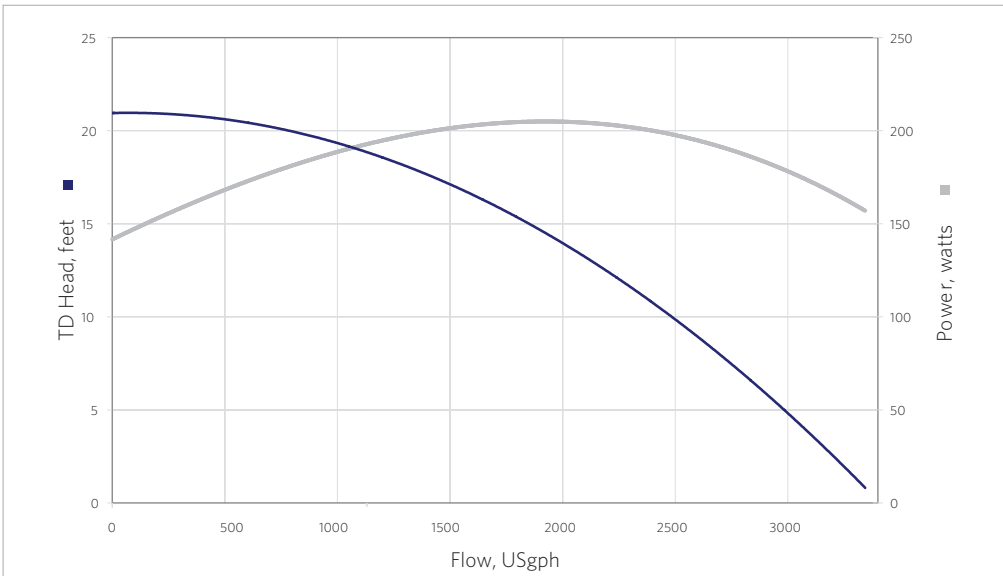






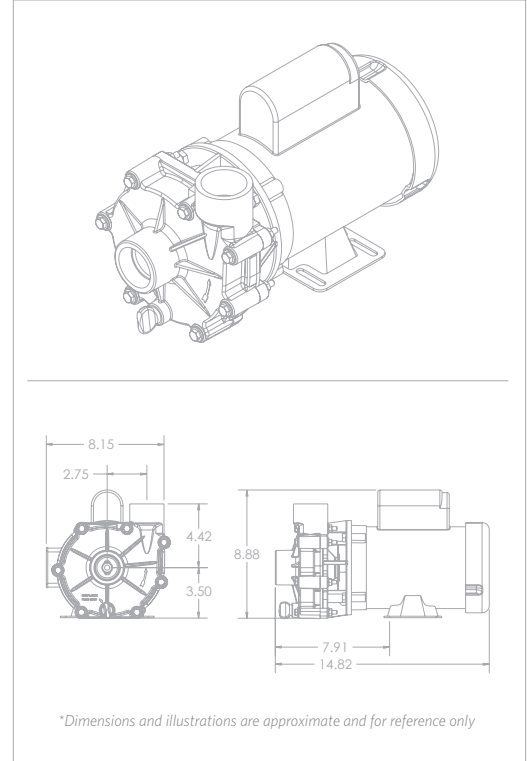
ValuFlo® 1000 Series - Model 3300VAF21

The ValuFlo® 1000 series has set the standard by which all others are measured. It's a perfect blend of medium pressure and ample flow for the majority of ponds. The motor is totally-enclosed, fan-cooled for durability. 115V or 230V. Supplied with an 8-foot, 115V cordset. 18 month limited warranty. Made in USA.

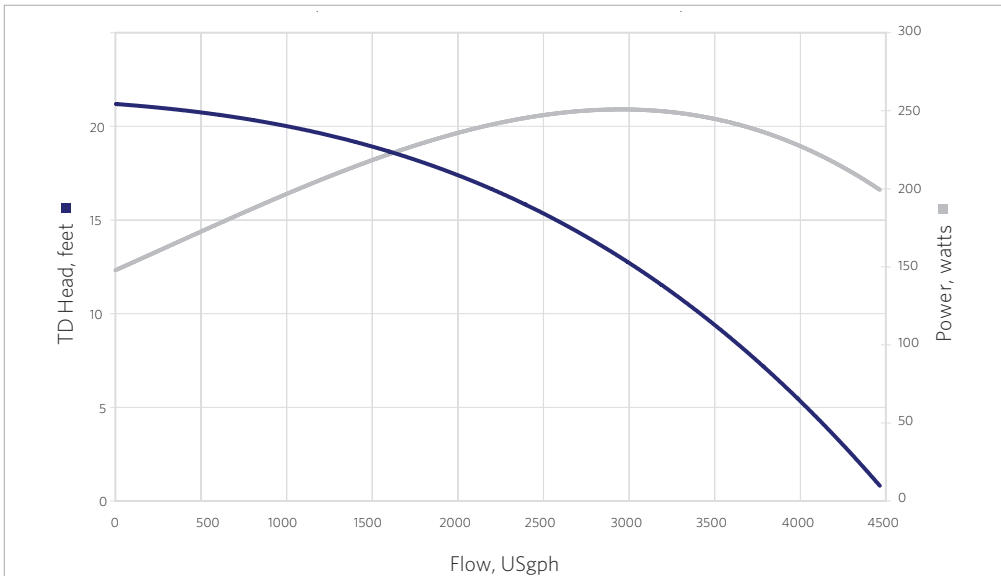


Flow At Total Dynamic Head	4'	8'	12'	16'	20'
GPM	51	45	38	28	13
GPH	3060	2700	2280	1680	780

MODEL	3300VAF21
INLET	1.5"
DISCHARGE	1.5"
MAX FLOW (gph)	3300
MAX HEAD (feet)	21'
MAX POWER (watts)	215
MAX CURRENT (amps)	1.90
@ (volts)	115/230
MOTOR HP	1/8, 1/4, 1/6, 1/8
MOTOR TYPE	56J
MOTOR ENCLOSURE	TEFC
IMPELLER	4

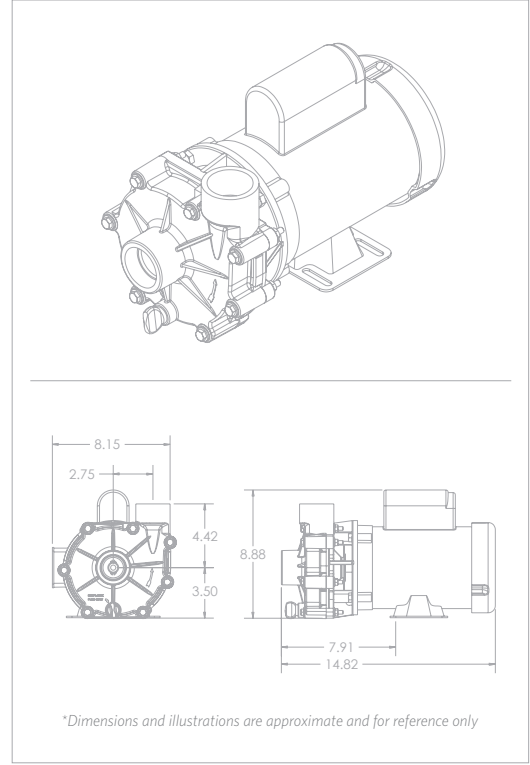

ValuFlo® 1000 Series - Model 4500VAF21

The ValuFlo® 1000 series has set the standard by which all others are measured. It's a perfect blend of medium pressure and ample flow for the majority of ponds. The motor is totally-enclosed, fan-cooled for durability. 115V or 230V. Supplied with an 8-foot, 115V cordset. 18 month limited warranty. Made in USA.

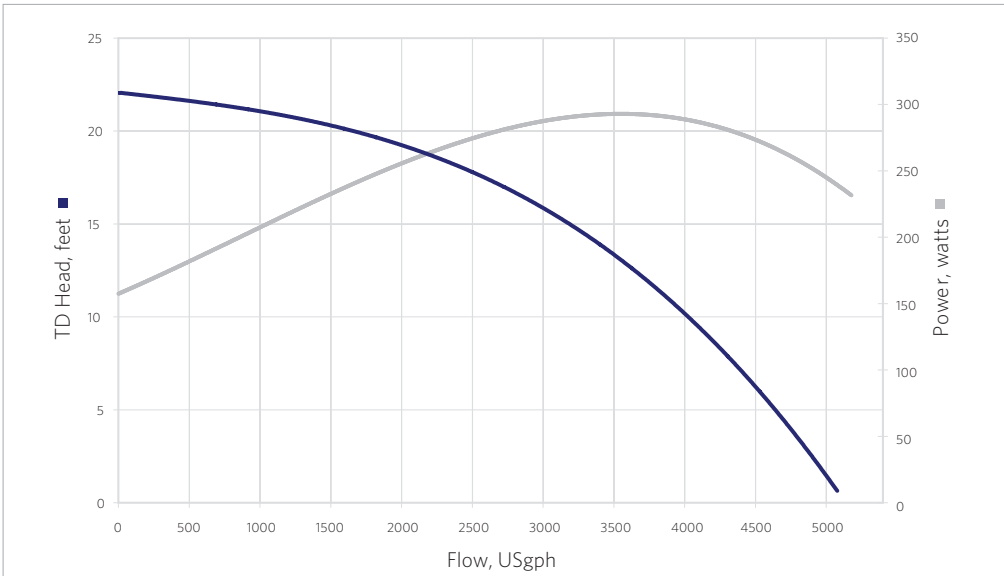



Flow At Total Dynamic Head	4'	8'	12'	16'	20'
GPM	69	61	53	40	17
GPH	4140	3660	3180	2400	1020

MODEL	4500VAF21
INLET	1.5"
DISCHARGE	1.5"
MAX FLOW (gph)	4500
MAX HEAD (feet)	21'
MAX POWER (watts)	253
MAX CURRENT (amps)	2.20
@ (volts)	115/230
MOTOR HP	1/3, 1/4, 1/6, 1/8
MOTOR TYPE	56J
MOTOR ENCLOSURE	TEFC
IMPELLER	5

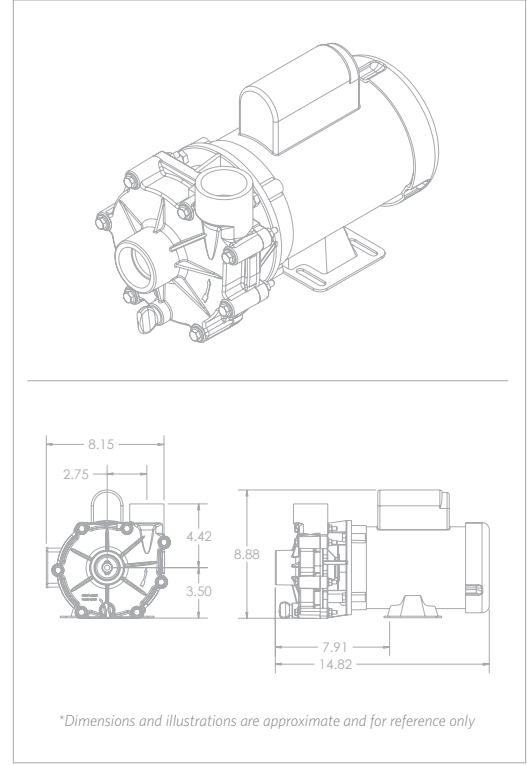

ValuFlo® 1000 Series - Model 5100VAF22

The ValuFlo® 1000 series has set the standard by which all others are measured. It's a perfect blend of medium pressure and ample flow for the majority of ponds. The motor is totally-enclosed, fan-cooled for durability. 115V or 230V. Supplied with an 8-foot, 115V cordset. 18 month limited warranty. Made in USA.

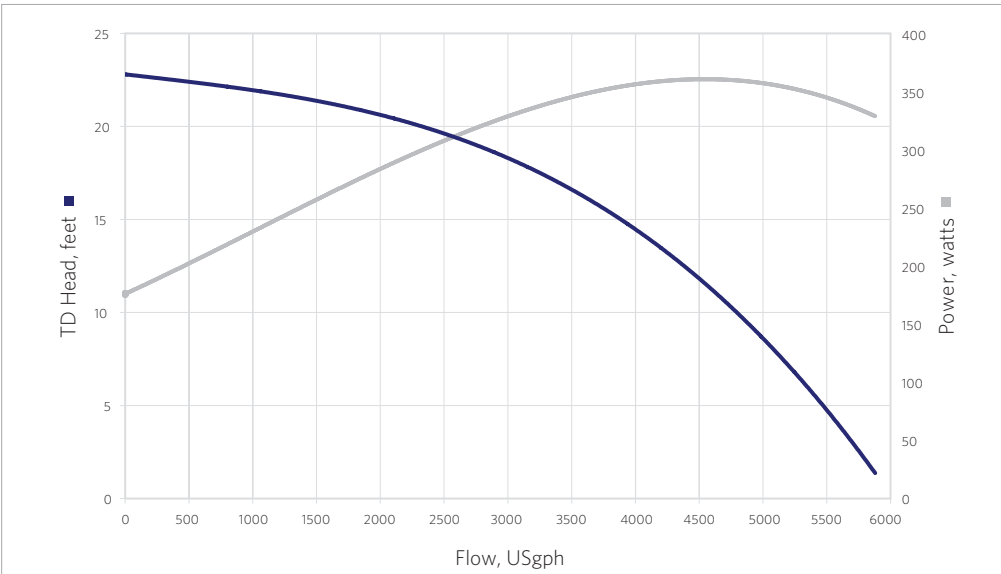


Flow At Total Dynamic Head	4'	8'	12'	16'	20'
GPM	79	71	63	50	28
GPH	4740	4260	3780	3000	1680

MODEL	5100VAF22
INLET	1.5"
DISCHARGE	1.5"
MAX FLOW (gph)	5100
MAX HEAD (feet)	22'
MAX POWER (watts)	293
MAX CURRENT (amps)	2.60
@ (volts)	115/230
MOTOR HP	1/3, 1/4, 1/6, 1/8
MOTOR TYPE	56J
MOTOR ENCLOSURE	TEFC
IMPELLER	6


ValuFlo® 1000 Series - Model 6100VAF23

The ValuFlo® 1000 series has set the standard by which all others are measured. It's a perfect blend of medium pressure and ample flow for the majority of ponds. The motor is totally-enclosed, fan-cooled for durability. 115V or 230V. Supplied with an 8-foot, 115V cordset. 18 month limited warranty. Made in USA.



Flow At Total Dynamic Head	4'	8'	12'	16'	20'
GPM	93	85	75	60	40
GPH	5580	5100	4500	3600	2400

MODEL	6100VAF23
INLET	1.5"
DISCHARGE	1.5"
MAX FLOW (gph)	6100
MAX HEAD (feet)	23'
MAX POWER (watts)	344
MAX CURRENT (amps)	3.00
@ (volts)	115/230
MOTOR HP	1/3, 1/4, 1/6, 1/8
MOTOR TYPE	56J
MOTOR ENCLOSURE	TEFC
IMPELLER	7




Basket Strainer (WW)

Our light duty WW model strainers are sold with either a 1.5" or 2" union adapter. All units come complete with an internal strainer assembly and gasket seals. Sequence® WW model strainers are designed, engineered, and produced in the USA.

SIZE	PART NUMBER	O-RINGS	MATERIAL
1.5" (90 CI)	1000.771-1	Buna	PVC/ABS/Lexon
2" (90 CI)	1000.771-7	Buna	PVC/ABS/Lexon


Basket Strainer (PF)

Our medium duty PF model strainers have a clear or gray PVC body and a basket made of stainless steel or acrylonitrile butadiene styrene (ABS). The standard port dimension is a 2" male thread that comes with adapters that have a slip port. With the PF model strainer you can expect higher quality molding processing, finer materials and excellent performance.

SIZE	COLOR	PART NUMBER	O-RINGS	MATERIAL
2" (500 CI)	Clear	24170488	Buna	PVC/ABS/SS
2" (500 CI)	Gray	24170496	Buna	PVC/ABS/SS


Swing Check Valves

We offer two different sizes of swing check valves (1.5" and 2") for our ValuFlo line of pumps. They are best suited for applications with potential flow reversal. All units are made from 100% PVC with a rubber sealed flapper swing valve.

SIZE	PART NUMBER	MATERIAL
1.5"	MP-CV15	PVC
2"	MP-CV20	PVC