


PAR™
FLANGEMOUNT BLOWERS

MODEL 34739-Series
34744-0000
35115-0020
35400-Series

PRODUCT DATA



FEATURES

- Tough Reinforced Plastic Housing
- Continuous Duty Motor
- Mounts To Any Flat Surface
- Slip-On Inlet Ducting Connection
- Efficient High Volume Air Flow
- Low Current Draw
- Corrosion Resistant Materials Throughout
- UL Listed – BIA Type accepted.

APPLICATIONS

Ventilation of engine and fuel tank compartments. Ideal for ventilation of lockers, galley areas and enclosed heads on boats and recreational vehicles.

PAR FLANGEMOUNT BLOWERS

STANDARD MODELS

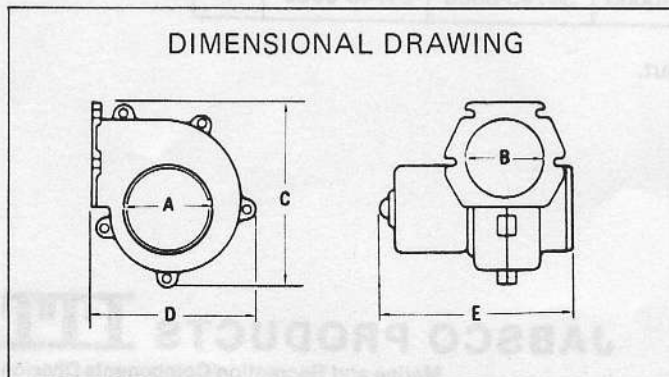
Model	Air Flow	Volts	Amps	Fuse Size	DIMENSIONS					Weight
					"A"	"B"	"C"	"D"	"E"	
34744-000	100 CFM (2.8 m ³ /min.)	115 AC	.75	1A	3" (76)	2-3/4" (70)	7-5/8" (194)	6-5/8" (168)	7" (178)	5 (2.3 kg.)
35115-0020	105 CFM (2.9 m ³ /min.)	12 DC	4.3	6¼A	3" (76)	2-3/4" (70)	5½" (140)	4-3/4" (121)	6-3/4" (172)	4 (1.8 kg.)
34739-0010	150 CFM (4.2 m ³ /min.)	12 DC	6.2	10A	3" (76)	2-3/4" (70)	7-5/8" (194)	6-5/8" (168)	8" (204)	5 (2.3 kg.)
34739-0020	150 CFM (4.2 m ³ /min.)	24 DC	5.0	7½A	3" (76)	2-3/4" (70)	7-5/8" (194)	6-5/8" (168)	8" (204)	5 (2.3 kg.)
34739-0030	150 CFM (4.2 m ³ /min.)	32 DC	3.0	6A	3" (76)	2-3/4" (70)	7-5/8" (194)	6-5/8" (168)	8" (204)	5 (2.3 kg.)
35400-0000	250 CFM (7.0 m ³ /min.)	12 DC	9.9	10A	4" (102)	3-5/8" (92)	9" (229)	8-3/4" (222)	8-3/4" (222)	6 (2.7 kg.)
35400-0010	250 CFM (7.0 m ³ /min.)	24 DC	7.0	7½A	4" (102)	3-5/8" (92)	9" (229)	8-3/4" (222)	8-3/4" (222)	6 (2.7 kg.)
35400-0020	250 CFM (7.0 m ³ /min.)	32 DC	4.9	6A	4" (102)	3-5/8" (92)	9" (229)	8-3/4" (222)	8-3/4" (222)	6 (2.7 kg.)

(Metric dimensions in parentheses)

AIR FLOW (CFM) AT VARIOUS STATIC PRESSURES

MODEL	STATIC PRESSURE (Inches of Water)			
	0	0.5	1.0	1.5
35400-0000	250 (7.0)	228 (6.4)	192 (5.4)	148 (4.1)
34739-0010	150 (4.2)	130 (3.6)	107 (3.0)	67 (1.9)
35115-0020	105 (2.9)	90 (2.5)	74 (2.1)	35 (1.0)
	0	.2	.4	.6
34744-0000	100 (2.8)	88 (2.5)	75 (2.1)	42 (1.2)

Air Density corrected to .075 lbs/ft³
Metric Air Flow (m³/min.) in Parentheses



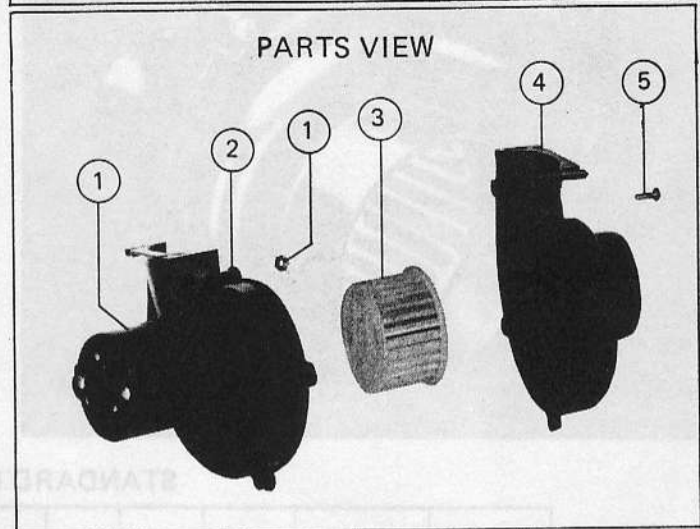
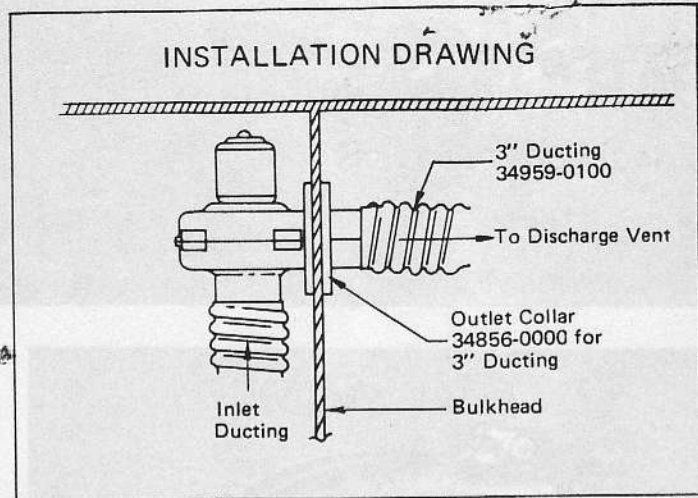
JABSCO PRODUCTS **ITT**

MOUNTING: Mount blower on flat bulkhead surface in highest part of compartment free from spray or deck wash. Cut dimension "B" hole in bulkhead and secure blower with washers and No. 10 screws. (**CAUTION:** Tighten screws evenly to avoid flange damage.) For 3" size blowers, use outlet collar No. 34856-0000 to connect ducting to discharge vent. Use a suitable discharge fitting so that static pressure of blower will not be affected by change in wind direction. Route inlet ducting with as few bends as possible to lowest point in bilge where vapors are likely to accumulate. Be sure ducting is positioned below top of engine stringers but not so low as to become submerged in bilge water. Locate pickup to take advantage of natural air flow direction. For 3" size blower models, PAR flexible ducting No. 34959-0100 is easy to cut and install. If installed as galley ventilator, blower should be mounted away from extreme heat. For exposed 3" blower inlet, PAR ventilator intake screen No. 34764-0000 provides a safe and attractive protected inlet. **NOTE:** 3" size blowers may also be mounted with inlet through bulkhead, using intake collar No. 34943-0000.

WIRING: Use stranded copper wire. For lengths up to 25 feet (7.6M) from power source: Use 12 gauge wire for 12 volt, 14 gauge wire for 24 volt, and 16 gauge wire for 32 volt and 115 volt models. Use larger wire for longer lengths. Use a 10 amp rated on-off switch in positive side of circuit. Circuit must be protected with a fuse. Suggested fuse sizes are listed in the standard models table.

OPERATION: Operate blower for at least 2 minutes before starting, during the engine starting operation, and when operating below cruising speed.

THE "CAUTION" PLACARD SUPPLIED WITH BLOWER MUST BE MOUNTED ADJACENT TO THROTTLE POSITION ON BOAT.



PARTS LIST

Key	Part Description	MODEL NUMBER				Qty.
		34739-Series	34744-0000	35115-0020	35400-Series	
1	Motor Kit					1
	12VDC	30200-0000	---	35145-0010 *	30200-0000	
	24VDC	30200-0010	---	---	30200-0010	
	32VDC	30200-0020	---	---	30200-0020	
	115VAC	---	34848-0000	---	---	
2	Blower Housing	35774-0000	35774-0000	35678-0000	35706-0000	1
3	Blower Wheel	34742-0000	34742-0000	34742-0000	35714-0000	1
4	Blower Housing	35775-0000	35775-0000	35679-0000	35705-0000	1
5	Housing Screw	34743-0000	34743-0000	34743-0000	34743-0000	4

*Motor nuts not included. Order (2) 34681-0000 nut.

JABSCO PRODUCTS **ITT**

Marine and Recreation Components Division
International Telephone and Telegraph Corporation
1485 Dale Way, Costa Mesa, California 92626

Telephone: (714) 545-8251