



040 Size Flexible Impeller AC Motor Pump Unit


2/99

28280 Series

Stainless Steel Flexible Impeller Pumps

Features

- Self primes from dry up to 3.0 metres
- Flows up to 40 litres per minute
- Pressure up to 3.0 bar
- Handles hard or soft solids
- Tolerates abrasive wear
- Non pulsating flow
- Handles viscosities up to 500 centiPoise
- Uses standard IEC motor



Typical Applications

- **Industrial** : Industrial filling systems, utility shop pump, transfer systems, recharge water softeners, sump emptying, cooling tower circulation, line cleaning, heat exchangers, air scrubbers, laboratory circulation, oil changing.
- **Food, Beverage & Dairy** : Vending Machines, refrigeration condensate pump out, wash down equipment & floor cleaning.
- **Further applications** in the industrial, marine, farming & plumbing sectors; see our Bronze range of Flexible Impeller pumps

Specifications

Seal : Mechanical face, Carbon on Ceramic, Nitrile elastomers

Pump Head : Stainless steel 316

End Cover : Stainless steel 316

Bearings : Uses motor bearings

Shafts : Stainless steel (integral motor shaft)

Ports : 3/4" BSP (internal) to BS21 (DIN2999)

Motor Adaptor : Stainless steel

Weight : 7kg

Model Options

Pressure rating				Standard Pressure Impeller		High Pressure Impeller	
Impeller option				Neoprene	Nitrile	Neoprene	Nitrile
Temperature range				4°C to 80°C		4°C to 80°C	
Temperature range				-5°C to 90°C		-5°C to 90°C	
Poles	Volts	Amps	RPM				
4	230	6.0	1450	28280-04-2101	28280-04-2103	28280-04-2121	28280-04-2123
4	110	9.6	1450	28280-05-2101		28280-05-2121	
Pump head only				28281-2101	28281-2103	28281-2121	28281-2123

Motors are single phase, 250 Watt, 50 Hertz, AC. Face & Foot mounting B3-B14.

Enclosure IP55, frame size 71 all IEC 72 standard. Fitted with manual reset thermal overload.

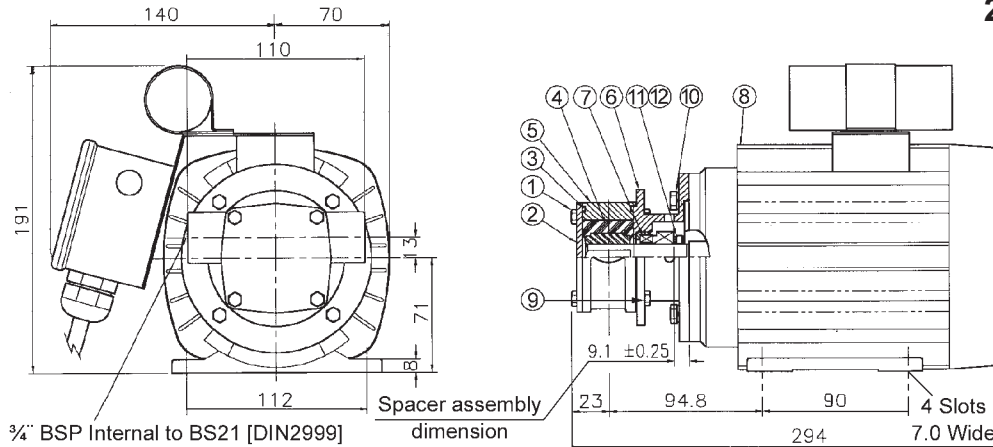
Note : it is not recommended to start the pump at extreme ends of the temperature range, impeller damage may occur

For Installation, Operating, Maintenance and Safety Instructions refer to form 43001-0543

⚠ WARNING Explosion hazard. Do not pump gasoline, solvents, thinners or other flammable liquids. To do so can cause an explosion resulting in injury or death.

⚠ WARNING Fire hazard. Wiring must comply with applicable electrical standards and include a properly sized fuse or circuit breaker. Improper wiring can cause a fire resulting in injury or death.

28280 Series



Dimensions in mm

Parts List

Key	Description	Qty	Part Number	
1	Screw *	4	X3001-147F	
2	Endcover	1	28205-0010	
3	O'Ring *	1	X4020-259A	
4	Impeller*	1	See below	
5	Body	1	28234-2000	
6	Motor Adaptor	1	28286-0000	
7	Seal Assembly *	1	22626-6000	
8	Motor	230V	1	SP8012-0212
		110V	1	SP8012-0239
9	Screw	4	X3001-153F	
10	Screw	4	X3001-180F	
11	Spacer	1	23828-0000	
12	Socket Screw	1	X3009-092F	

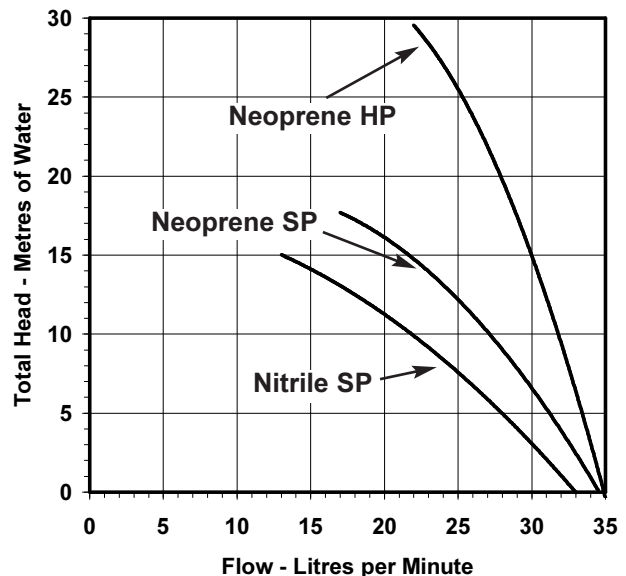
Parts marked * Contained in service kit

Commonly used spare parts & service kit numbers:

Pressure rating	Standard Pressure		High Pressure	
	Neoprene	Nitrile	Neoprene	Nitrile
Impeller key 4	14281-0001	14281-0003	8980-0001	8980-0003
Service kit contains parts as shown above	SK409-0001	SK409-0003	SK409-0021	SK409-0023

All models use Nitrile seal elastomers.

Performance



Note : Performance shown is for a new pump, pumping water at 20°C, performance may vary by up to 15%. Consult factory for performance of alternative impeller compounds.

Jabsco



ITT Industries

USA

Jabsco
1485 Dale Way
Costa Mesa
CA 92628-2158

Tel : +1 714 545 8251
Fax : +1 714 957 0609

UK

Jabsco
Bingley Road
Hoddesdon
Hertfordshire, EN11 0BU

Tel : +44 (0) 1992 450 145
Fax : +44 (0) 1992 467 132

GERMANY

Jabsco GmbH
Oststraße 28
22844 Norderstedt

Tel : +49 (0) 40 53 53 73 0
Fax : +49 (0) 40 53 53 73 11