


JABSCO[®]

ACCUMULATOR TANK

for use with Water Pressure Systems

MODEL 12573-0000

Product Data



DESIGN FEATURES

- Tank:** Plastic. Constructed exclusively of F.D.A. approved materials to safeguard health.
- Capacity:** One quart. (0.95L)
- Approval:** I.A.P.M.O. T1439
- Operating Pressure:** Up to 125 psi. (8.7 kg/cm²)
- Weight:** 1 lb. (0.45 kg)

APPLICATION INFORMATION

The Model 12573-0000 Accumulator Tank is designed to
IMPROVE YOUR WATER SYSTEM

when used with multi-fixture pumps such as the PAR[™] 36800 Series and 36950-Series automatic water pressure system pumps. It will work with any automatic demand pump system.

FEATURES • BENEFITS

Longer Pump Life – Less Battery Drain.

The addition of an Accumulator Tank to a water system will eliminate rapid on/off pump cycling.

Result: Longer pump life, less battery drain.

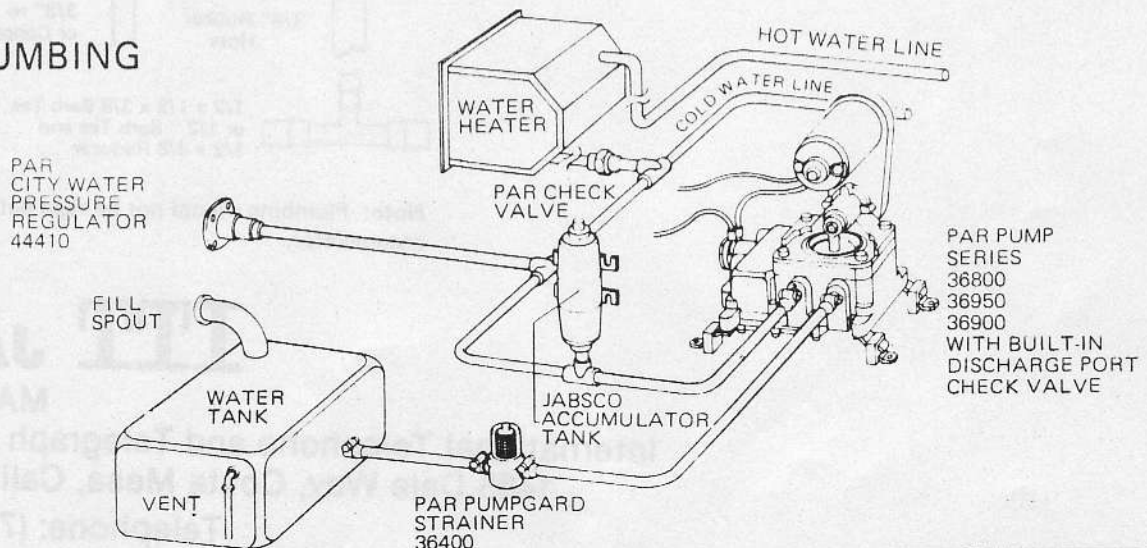
Smooths Water Flow – Vital with Instantaneous Water Heaters – Smooths Flow to Shower – Helps Control Water Temperature.

By acting as a buffer between pump and fixtures having variable pressure and flow requirements, an Accumulator Tank smooths the flow of water through all fixtures. Also absorbs shock pressures (water hammer) due to sudden closure of water fixtures.

A Reserve of Water – Vital with Flush Toilets.

An Accumulator Tank assures an extra reserve of water under pressure within the system, an important plus in systems with flush toilets.

PLUMBING



ITT JABSCO

Form 43000-0027 Rev 10/80

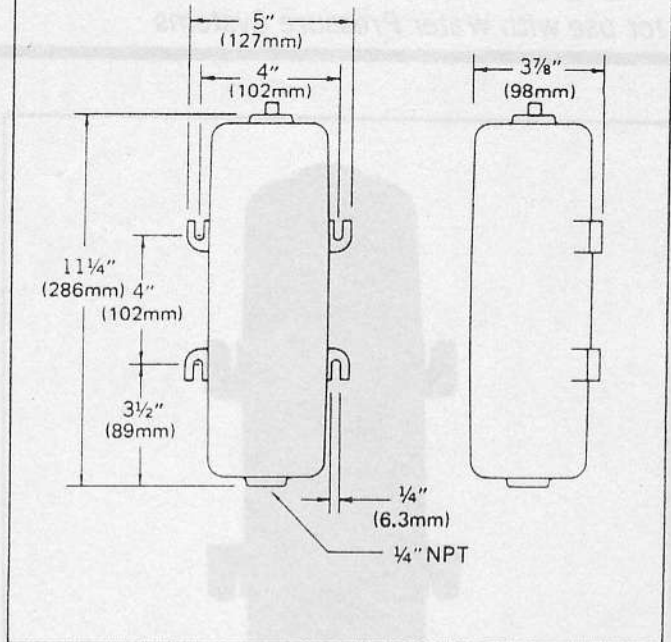
MODEL 12573-0000

INSTALLATION AND OPERATING INSTRUCTIONS

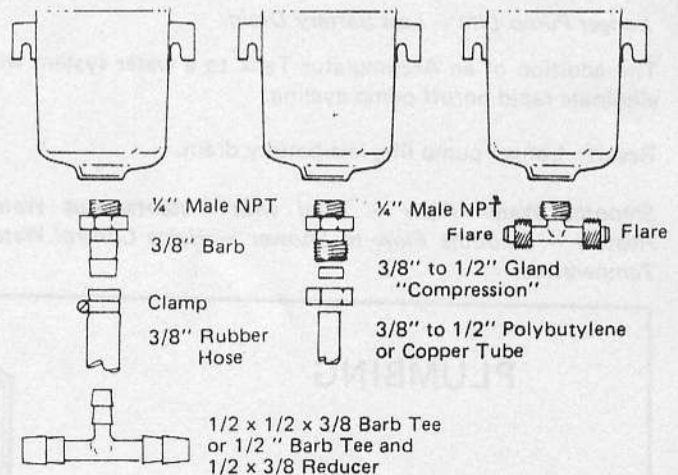
1. **Location**
Tank should be located near the pump and connected to the main line with flexible tubing or hose. *Do not connect directly to pump port.* Locate tank in an accessible place for draining.
2. **Mounting**
Mount *vertically*, leaving ample space beneath inlet for easy draining. If necessary, tank may be mounted at up to a 45° angle with little loss of performance.
3. **Drain Cock Installation**
Most water systems are already provided with drain valves. Plumbing between tank and drain valve should have no restriction. Tank should be drainable for winterizing or recharging. Trapped air in tank is absorbed into water after prolonged use, and must be restored by draining.
4. **Two Tanks**
Where many fixtures are used in a large system, use two *JabscO* Accumulator Tanks in the line to handle the added capacity.
5. **Prolonged Use**
After prolonged use, the "air cushion" will be absorbed. If pump cycles rapidly:
 - a. Turn off power.
 - b. Open faucet farthest from Accumulator Tank.
 - c. Remove plug in top of Accumulator Tank.
 - d. Open drain cock and empty the system of water.
 - e. Replace plug, close drain cock and re-activate the system.

CAUTION: Do not overtighten fitting in plastic port. Install fitting handtight then tighten one turn. Plastic fittings are recommended, when available.

Dimensional Drawing



TYPICAL INSTALLATIONS



Note: Plumbing should not be rigid between pump and accumulator.

ITT JABSCO

MARC Division

International Telephone and Telegraph Corporation

1485 Dale Way, Costa Mesa, California 92626

Telephone: (714) 545-8251