
**Standard Duty Diaphragm Pumps
Commercial Duty Diaphragm Pumps
115 VAC Diaphragm Pump
Spot Sprayer Pump**

A full line of industrial diaphragm pumps designed to fulfill many applications as standard equipment for their reliability and long-life performance.

Variety of Applications:

- **Road rollers**
- **Spray equipment**
- **General industry**
- **Equipment washdown**



Industrial Diaphragm Pumps

In-Line Diaphragm Pumps

APPLICATIONS

Designed for fluid transfer applications for mild acids and bases, diesel fuel and light oils. Chemical feed pump. Recirculating pump in filtering systems. Water supply pump to spray bars of road rollers and other compaction equipment. Spray pump for herbicide and pesticide spraying equipment.

TECHNICAL DATA

Pump Body:	Glass Filled Polypropylene
Elastomers:	Santoprene Diaphragm, Viton Valves
Hardware:	Stainless Steel
Pump Design:	Multi-Chamber Diaphragm
Suction Lift:	Self-Priming to 10 ft. (3 m) min.
Ports:	1/2" Hose Barb and 1/2" Straight Pipe Thread
Motor:	Permanent Magnet with Thermal Overload Protection
Shipping Weight:	5.5 lb (2,5 kg) approx. (12/24 Vdc models) 12 lb (5,5 kg) approx. (115 Vac models)

FEATURES

Features highly chemically resistant glass filled polypropylene pumps. They are sealless, self-priming, low amp draw, compact size, have run dry ability, and thermal overload protected motors. Harsh environment corrosion protected motors are also available. The pumps are also easy to install with snap-in port adapters.



Models 30800-series, 30801-series and 30802 series

Models 30800-series, 30801-series and 30802 series

Models		Flow GPM(LPM)	Voltage	Protectecd Coated Motor	Pressure Switch Settings Nominal psi (bar)		Amp Draw @ 10 psi	Recomended Fuse / Breakert Sizes
Standard	CE				Cut-In	Cut-out		
30800-0012	-0092	4(15,1)	12 Vdc		N/A	N/A	6	10
30800-0024	-0094	4(15,1)	24 Vdc		N/A	N/A	3	7
30800-0412	-0492	4(15,1)	12 Vdc	YES	N/A	N/A	6	10
30800-0424	-0494	4(15,1)	24 Vdc	YES	N/A	N/A	3	7
30801-0012	-0092	4(15,1)	12 Vdc		20(1.4)	40(2.8)	6	10
30801-0024	-0094	4(15,1)	24 Vdc		20(1.4)	40(2.8)	3	7
30801-0115		3.5(13.2)	115 Vac		20(1.4)	40(2.8)	1.8	-
30801-0412	-0492	4(15,1)	12 Vdc	YES	20(1.4)	40(2.8)	6	10
30801-0424	-0494	4(15,1)	24 Vdc	YES	20(1.4)	40(2.8)	3	7
30802-0012	-0092	4(15,1)	12 Vdc		35(2.4)	60(4.2)	6	15
30802-0024	-0094	4(15,1)	24 Vdc		35(2.4)	60(4.2)	3	10
30802-0412	-0492	4(15,1)	12 Vdc	YES	35(2.4)	60(4.2)	6	15
30802-0424	-0494	4(15,1)	24 Vdc	YES	35(2.4)	60(4.2)	3	10

Models 30810-series, 30811-series and 30812 series

Models		Flow GPM(LPM)	Voltage	Protectecd Coated Motor	Pressure Switch Settings Nominal psi (bar)		Amp Draw @ 10 psi	Recomended Fuse / Breakert Sizes
Standard	CE				Cut-In	Cut-out		
30810-0012	-0092	3(12)	12 Vdc		N/A	N/A	5	10
30810-0024	-0094	3(12)	24 Vdc		N/A	N/A	3	7
30810-0412	-0492	3(12)	12 Vdc	YES	N/A	N/A	5	10
30810-0424	-0494	3(12)	24 Vdc	YES	N/A	N/A	3	7
30811-0012	-0092	3(12)	12 Vdc		20(1.4)	40(2.8)	5	10
30811-0024	-0094	3(12)	24 Vdc		20(1.4)	40(2.8)	3	7
30811-0412	-0492	3(12)	12 Vdc	YES	20(1.4)	40(2.8)	5	10
30811-0424	-0494	3(12)	24 Vdc	YES	20(1.4)	40(2.8)	3	7
30812-0012	-0092	3(12)	12 Vdc		35(2.4)	60(4.2)	5	10
30812-0024	-0094	3(12)	24 Vdc		35(2.4)	60(4.2)	3	7
30812-0412	-0492	3(12)	12 Vdc	YES	35(2.4)	60(4.2)	5	10
30812-0424	-0494	3(12)	24 Vdc	YES	35(2.4)	60(4.2)	3	7

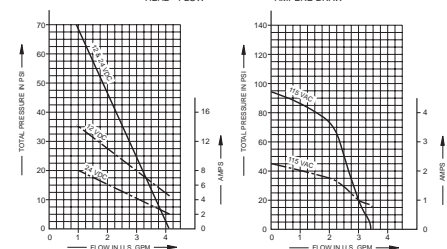


Models 30810-series, 30811-series and 30812 series

† Customer supplied.

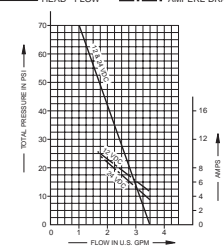
Performance Curves for Models 3080X-series

NOTE: Curves show approx. HEAD - FLOW for new pump transferring water.



Performance Curves for Models 3081X-series

NOTE: Curves show approx. HEAD - FLOW for new pump transferring water.





Industrial Diaphragm Pumps

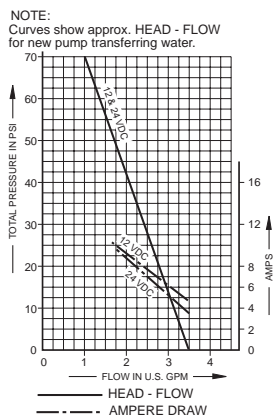
In-Line Diaphragm Pumps

Commercial Duty

Models 30820-series, 30821-series and 30822 series

TECHNICAL DATA

Pump Body: Glass Filled Polypropylene
Elastomers: Santoprene Diaphragm, Viton Valves
Hardware: Stainless Steel
Pump Design: Multi-Chamber Diaphragm
Suction Lift: Self-Priming to 10 ft. (3 m) min.
Duty: Continuous, Maximum 60 psi (4.2 bar) at Ambient of 130°F (55°C)
Ports: 1/2" (13 mm) Hose Barb and 1/2" (13 mm) Straight Pipe Thread
Motor: Permanent Magnet with Thermal Overload Protection
Shipping Weight: 7 lb (3.2 kg) approx. (12/24 Vdc models)



Models 30820-series, 30821-series and 30822 series

Models		Flow GPM(LPM)	Voltage	Protected Coated Motor	Pressure Switch Settings Nominal psi (bar)		Amp Draw @ 10 psi	Recommended Fuse / Breaker† Sizes
Standard	CE				Cut-In	Cut-out		
30820-0412	-0492	3(12)	12 Vdc	YES	N/A	N/A	5	15
30820-0424	-0494	3(12)	24 Vdc	YES	N/A	N/A	2.5	7-1/2
30821-0412	-0492	3(12)	12 Vdc	YES	20(1.4)	40(2.8)	5	15
30821-0424	-0494	3(12)	24 Vdc	YES	20(1.4)	40(2.8)	2.5	7-1/2
30822-0412	-0492	3(12)	12 Vdc	YES	35(2.4)	60(4.2)	5	15
30822-0424	-0494	3(12)	24 Vdc	YES	35(2.4)	60(4.2)	2.5	7-1/2

† Customer supplied.

'Spot Sprayer' Pump

Model 30814-0012

TECHNICAL DATA

Pump Body: Glass Filled Polypropylene
Elastomers: Santoprene Diaphragm, Viton Valves
Hardware: Stainless Steel
Pump Design: Multi-Chamber Diaphragm
Flow Rate: 1.5 GPM (5.7 LPM)
Suction Lift: Self-Priming to 10 ft. (3 m) min.
Duty: Intermittent, Maximum 60 psi (4.8 bar)
Ports: 1/2" (13 mm) Hose Barb
Motor: 12 Vdc Permanent Magnet with Thermal Overload Protection, Ampere Draw is 2 Amps @ 10 psi

Shipping Weight: 5.5 lb (2.5 kg) approx.

Head vs. Flow Table

30814-0012

Total Head Flow

PSI (bar)	GPM (Lpm)
10 (0.7)	1.5 (5.7)
20 (1.4)	1.2 (4.5)
30 (2.1)	1.0 (3.8)
40 (2.8)	0.7 (2.7)
50 (3.5)	0.4 (1.5)
60 (4.2)	0.2 (0.8)



Model 30814-0012

CE Models Conform to Electromagnetic Compatibility 89/336/EEC and Machinery Directive 89/392/EEC



Industrial Diaphragm Pumps

Reciprocating Diaphragm Pumps

JabSCO reciprocating diaphragm pumps provide dependable service and top performance. Self-priming so they can be remotely mounted. Unique run-dry diaphragm design. Belt drive and rubber mounting pads reduce noise and vibration. Long life permanently lubricated ball bearings.


Corrosive resistant base assembly. Inlet and outlet ports for 3/4" ID hose except 34600 which has 1" ports.

TECHNICAL DATA

MODEL	VOLTS	AMPS/ FUZE SIZE	GPM/ LPM	DIMENSIONS - in(mm)			WT. lb (kg)
				HEIGHT	WIDTH	LENGTH	
36680-2000	12 Vdc	7/10	5.5/20,8	8-1/4 (210)	6-5/8 (168)	5-9/16 (140)	8 (3,6)
36680-2010	24 Vdc	5/6					
36600-0000	12 Vdc	11/15	8.0/30,3	8-1/4 (210)	7 (178)	5-9/16 (140)	11 (5,0)
36600-0010	24 Vdc	5/8					
36600-0031	115 Vac	1.1/1.5					
34600-0000	12 Vdc	9/10	10.8/40,9	10-1/2 (267)	7 (178)	8-1/2 (215)	13 (5,9)
34600-0010	24 Vdc	4/6 - 1/4					
34600-0031	115 Vac	0.9/1.5					

Head vs. Flow Table

36680-2000		36600-0000		34680-0000	
Total Head Flow		Total Head Flow		Total Head Flow	
PSI	GPM	PSI	GPM	PSI	GPM
10	4.7	5	6.8	5	8.8
20	3.8	10	6.2	10	7.8
30	3.2	15	5.5	15	7.0
40	2.6	20	4.4	20	6.2



36600-0000



36680-2000



34600-0000

Strainers For Diaphragm Pumps

Pumpgard in-line strainers keep debris and particles from clogging pumps, helping pumps run clearer, longer and cutting down on repairs. Uses clear plastic housing for quick inspection, for quick disassembly and easy cleaning of stainless steel screens. No mounting required, just cut intake line and insert slip-on hose connections.

16 Mesh – 16 Openings to the inch, 0.0625" ø partical size

MODEL	PORTS	WEIGHT	PARTS
36200-0000	3/4" hose barb	1/2 lb (0.2 kg)	36139-0000 Replacement Screen
36200-1000	5/8" hose barb	1/2 lb (0.2 kg)	36403-0000 Replacement O-ring
			44070-0000 Replacement Clear Bowl



36200-0000, 36400-0000 & 36220-0000

20 Mesh – 20 Openings to the inch, 0.05" ø partical size

MODEL	PORTS	WEIGHT
36300-1000	3/4" Female Pipe Thread	1/2 lb (0.2 kg)



36300-1000

50 Mesh – 50 Openings to the inch, 0.02" ø partical size

MODEL	PORTS	WEIGHT	PARTS
36400-0000	1/2" barb	1/2 lb (0.2 kg)	36138-0000 Replacement Screen
36400-1000	1/2" threads	1/2 lb (0.2 kg)	44070-0000 Replacement Clear Bowl
36400-2000	1/2" barb, 1/2" threaded male (QEST Type) out	1/2 lb (0.2 kg)	36403-0000 Replacement O-ring
36400-3000	1/2" threaded male in, 1/2" threaded female out (QEST Type)	1/2 lb (0.2 kg)	
36400-5000	1/2" barb, threaded female (QEST Type) out	1/2 lb (0.2 kg)	