

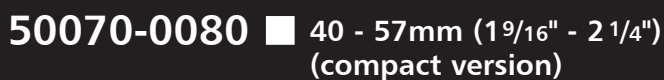
The logo for JABSCO, featuring the brand name in white capital letters inside a blue arrow-shaped graphic pointing to the right.

**JABSCO®**

The main title of the advertisement, 'Impeller Removal Tool', is written in large, bold, white sans-serif font. A blue curved arrow in the top right corner points towards the title. The background of the entire page is a detailed illustration of a blue engine's internal components, with a hand in the foreground using the tool to work on an impeller.

# Impeller Removal Tool

- Simple to use
- Fits ALL makes of impeller
- Avoids damage to pump
- All Stainless Steel

An illustration of a hand in a blue sleeve using the impeller removal tool. The tool is a complex stainless steel device with a central threaded shaft and a gear-like structure. The hand is shown in a firm grip, turning the tool.

**50070-0080** ■ 40 - 57mm (1<sup>9</sup>/<sub>16</sub>" - 2<sup>1</sup>/<sub>4</sub>")  
(compact version)

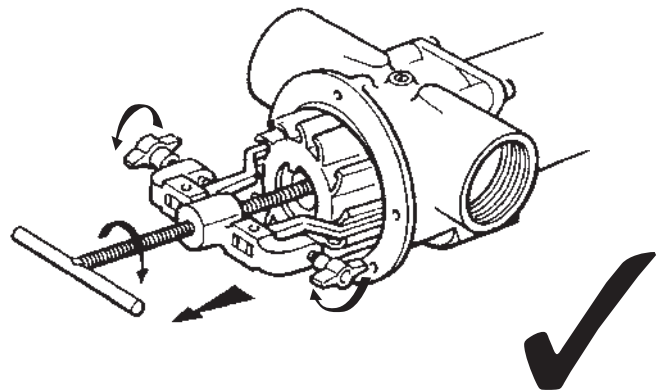

**50070-0040** ■ 40 - 65mm (1<sup>9</sup>/<sub>16</sub>" - 2<sup>9</sup>/<sub>16</sub>")

**50070-0200** ■ 65 - 118mm (2<sup>9</sup>/<sub>16</sub>" - 4<sup>5</sup>/<sub>8</sub>")



# JABSCO®

# Impeller Removal Tool



## GB Impeller Removal Tool

● Simple to use ● Fits ALL makes ● Avoids damage to pump ● All Stainless Steel

- Remove screws, end cover and gasket from the pump body.
- Extract the impeller from the pump body using the Jabsco Removal Tool.
- Remove any debris from pump chamber and inlet / outlet ports.

## FR Outil d'extraction de la turbine

● Facile à utiliser ● Compatible pour TOUTES les marques ● Evite l'endommagement de la pompe ● Fabrication intégrale en acier inoxydable

- Enlever les vis, le couvercle et le joint du corps de la pompe.
- Extraire la turbine du corps de la pompe au moyen de l'outil d'extraction Jabsco.
- Enlever les débris éventuellement présents dans la chambre de la pompe et les orifices d'entrée / sortie.

## DE Abziehwerkzeug für Impeller

● Leichte Handhabung ● Für ALLE Fabrikate geeignet ● Verhindert Beschädigung am Pumpengehäuse ● Aus rostfreiem Stahl hergestellt

- Deckelschrauben lösen, Enddeckel und Deckeldichtung vom Pumpengehäuse abnehmen.
- Impeller mit Jabsco-Abziehwerkzeug aus dem Pumpengehäuse herausziehen.
- Pumpengehäuse und Öffnungen für Zu- und Ablauf reinigen

## IT Estrattore per giranti

● Di facile uso ● Adatto a TUTTE le marche ● Evita danni alla pompa ● Tutto acciaio inossidabile

- Togliere le viti, il coperchio e la guarnizione dal corpo della pompa.
- Togliere la girante dal corpo pompa usando l'estrattore Jabsco.
- Eliminare ogni detrito dalla camera della pompa e dagli ingressi/uscite.

## NL Waaier uitbouwgereedschap

● Eenvoudig in gebruik ● Past op ALLE merken ● Voorkomt beschadiging van de pomp ● Geheel uit RVS

- Schroeven, einddeksel en pakking van pomplichaam afnemen.
- Waaier met behulp van uitbouwgereedschap uitnemen.
- Eventueel gruis enz. uit pompkamer en inlaat/uitlaat poorten verwijderen.

## SE Demonteringsverktyg för impellrar

● Enkelt att använda ● Passar ALLA fabrikat ● Skadar inte pumpen ● Helt i rostfritt stål

- Lossa skruvar, lock och packning från pumphuset.
- Drag ut impellern ur huset med hjälp av Jabsco demonteringsverktyg.
- Tag bortev skräp ur pumphuset och inlopps/utloppsportar.

## ES Herramienta para extraer Impulsores

● Fácil de utilizar ● Apta para TODAS las marcas ● Evita el daño a la bomba ● Totalmente de acero inoxidable

- Remover los tornillos, la tapa del cabezal de la bomba y su junta.
- Remover el impulsor del cuerpo de la bomba utilizando el extractor de impulsores.
- Retire cualquier escombros presente en la cámara de la bomba y/o en sus conexiones de entrada y salida

## PT Ferramenta para Remoção do Impulsor

● Utilização simples ● Adapta-se a TODAS as marcas ● Evita danificar a bomba ● Fabricada inteiramente em aço inoxidável

- Retire os parafusos, a tampa traseira e a junta da parte principal da bomba.
- Para retirar o impulsor da bomba, utilize a ferramenta de remoção do impulsor.
- Remova quaisquer resíduos do compartimento da bomba e dos orifícios de entrada/saída.

## DK Afmonteringsværktøj for impeller

● Let at anvende ● Passer til ALLE fabrikater ● Undgår beskadigelse af pumpen ● Helt i rustfrit stål

- Fjern skruer, endedæksel og pakning fra pumpehuset.
- Fjern impeller fra pumpehuset med Jabsco afmonteringsværktøjet.
- Fjern evt. snavs fra pumpekammeret og tilgangs/afgangsporte.

## FI Työkalu juoksupyörän poistamiseksi

● Helppokäyttöinen ● Sopii KAIKKIIN malleihin ● Ei vahingoita tumbua ● Aisi teräksestä

- Poista ruuvit, takakansi ja tiiviste pumpun rungosta.
- Vedä juoksupyörä ulos pumpun rungosta Jabsco -poistotyökalun avulla.
- Poista kaikki roskat pumpun pesästä sekä sisäänmeno- ja ulostuloaukoista.

## GR Εργαλείο αφαίρεσης στροφέιου

● Εύχρηστο ● Κατάλληλο για μοντέλα ΟΛΩΝ των κατασκευαστών ● Εμποδίζει τυχόν ζημιά στην αντλία ● Όλο από ανοξείδωτο χάλυβα

- Βγάλτε τις βίδες, το κάλυμμα άκρης και τη φλάντζα από το σώμα της αντλίας.
- Βγάλτε το στροφέιο από το σώμα της αντλίας χρησιμοποιώντας εργαλείο αφαίρεσης Jabsco
- Αφαιρέστε τυχόν ακαθαρσίες από το θάλαμο της αντλίας και τις θύρες εισόδου-εξόδου.

## TR Lastik İmpeller Sökme Aleti

● Kullanımı kolay ● TÜM markalara uyur ● Pompaya zarar vermez ● Tamamen Paslanmaz Çelikten

- Vidaları, kapağı ve contayı pompanın gövdesinden sökün.
- Jabsco Sökme Aletini kullanarak impelleri pompanın gövdesinden çıkarın.
- Pompa silindiri içine ve giriş/çıkış deliklerinde döküntü varsa temizleyin.

## JP インペラ (羽根車) 取り外し用具

- 使いかた簡単 ● 全メーカー製品に対応 ● ポンプ損傷を防ぐ ● ステンレススチール製
- ポンプ本体から、ネジ、エンドカバー、ガスケットを取り外します。
- ジャブスコ取り外し用具を使って、ポンプからインペラを取り外します。
- ポンプ室およびインレット/アウトレット・ポートからゴミや異物を除去します。

## Jabsco

Jabsco, 1 Kondelin Road, Cape Ann Industrial Park, Gloucester, MA 01930  
Tel: +1 978 281 0440 Fax: +1 978 283 2619

USA

Jabsco, Bingley Road, Hoddesdon, Hertfordshire EN11 0BU  
Tel: +44 (0) 1992 450 145 Fax: +44 (0) 1992 467 132

UK

Fluid Products Canada, 55 Royal Road, Guelph, Ontario N1H 1T1  
Tel: +1 519 821 1900 Fax: +1 519 821 2569

CANADA

NHK Jabsco Co Ltd, 3-21-10, Shin-Yokohama, Kohoku-ku, Yokohama 222  
Tel: +81 (0) 45 475 8906 Fax: +81 (0) 45 475 8908

JAPAN

Jabsco GmbH, Oststraße 28, 22844 Norderstedt  
Tel: +49 (0) 40 53 53 73 0 Fax: +49 (0) 40 53 53 73 11

GERMANY

Jabsco Marine Italia S.r.l., Via Tommaseo, 6, 20059 Vimercate, Milano  
Tel: +39 039 6852323 Fax: +39 039 666307

ITALY