



Models 42510-0000: Pump
42520-0000: Faucet
42530-0000: Pump & Faucet

ELECTRIC PUMP AND FAUCET

FEATURES

- Quiet flow and low current draw
- Push Button switch operation
- Do-it-yourself installation
- Threads into tank or uses slip-on hose
- Stainless steel swivel spout faucet with ABS plastic base



**Models: 42510-0000, 42520-0000
42530-0000**

SPECIFICATIONS - PUMP

Open Flow: 2.0 GPM (7.6 LPM)
Flow @ 3 psi (0.2 bar): 1 GPM (3.8 LPM)
Fuse/Breaker: 2 Amp*
Voltage/Amp: 12V DC/1.6 Amp Nominal
Intake Port: 3/8" NPT or 3/8" Barb Hose
Output Port: 3/8" Barb Hose

Meets USCG Regulations 183.410 and EN ISO 8846
MARINE for Ignition Protection.

SPECIFICATIONS - FAUCET

Switch Rating: 12V DC/5 Amps
Intake Port: 3/8" Barb Hose

*Customer supplied, not included

MODEL 42530-0000

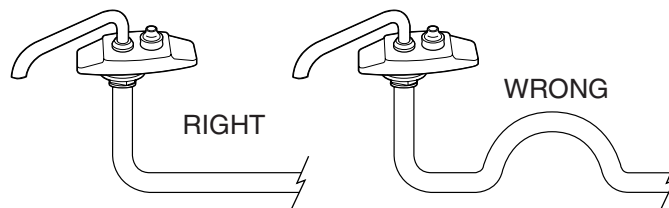
This single outlet water system pump is designed for use in boats, campers and van conversions. This is a centrifugal pump and must be mounted below water level of tank. **The electric faucet is operated by a push button switch that frees your hands while washing. Stainless steel spout swings out of the way. ABS plastic base.**

INSTALLATION

Mount pump below lowest tank water level, or screw into threaded fitting low on tank.

AIR LOCK

Air locks (pump runs but no water flows) can occur when the air trapped in the pump cannot escape and be replaced by water from the tank. This can be caused when water collects in a low point of a discharge hose which does not continually rise from the pump to the faucet.



Jabsco



U.S.A.
 Jabsco
 20 Icon
 Foothill Ranch, CA 92610-3000
 Tel: (949) 609-5106
 Fax: (949) 859-1254

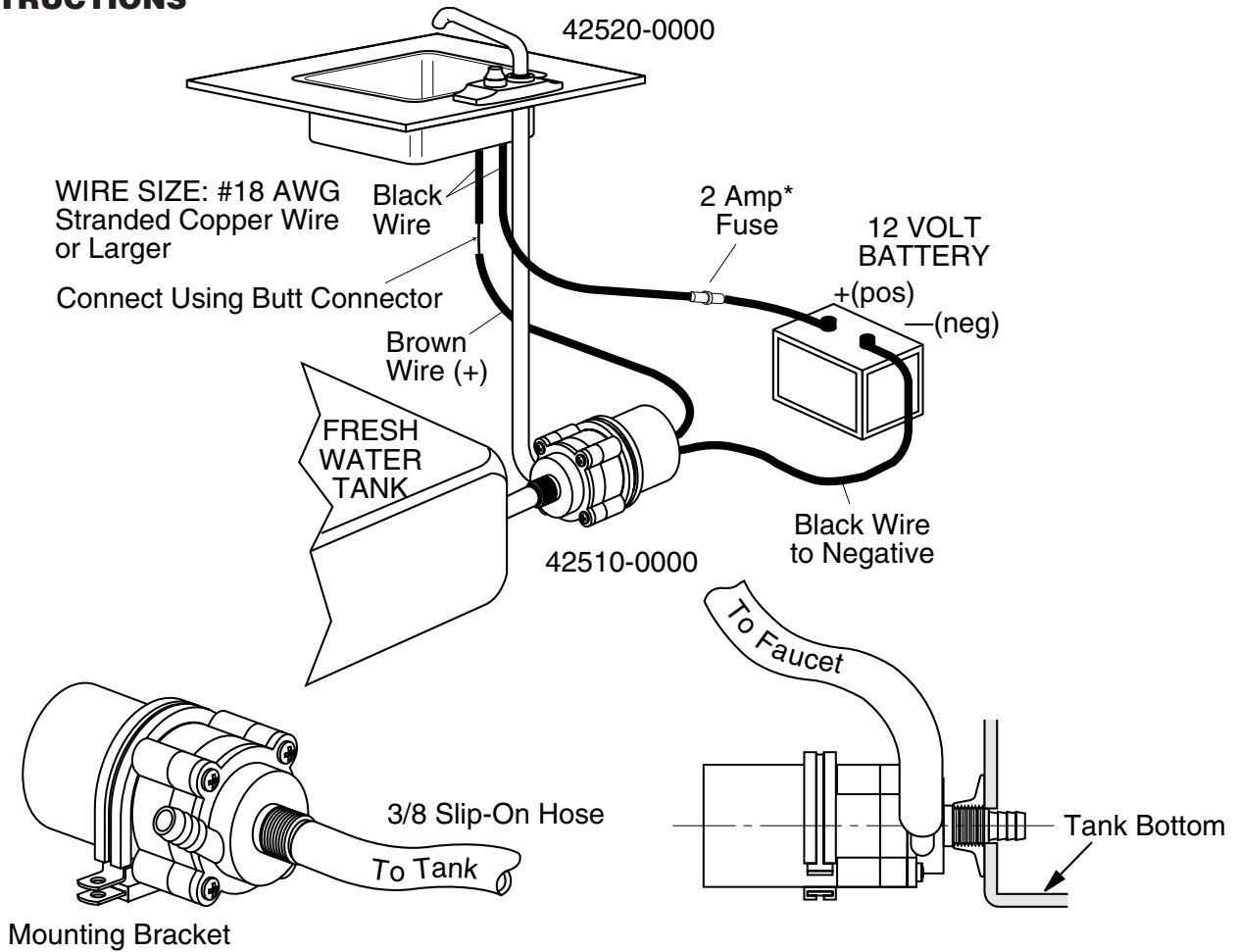
UNITED KINGDOM
 Jabsco
 Bingley Road, Hoddesdon
 Hertfordsire EN11 OBU
 Tel: +44 (0) 1992 450145
 Fax: +44 (0) 1992 467132

CANADA
 Fluid Products Canada
 55 Royal Road
 Guelph, Ontario N1H 1T1
 Tel: (519) 821.1900
 Fax: (519) 821.2569

JAPAN
 NHK Jabsco Company Ltd.
 3-21-10, Shin-Yokohama
 Kohoku-Ku, Yokohama, 222
 Tel: 045.475.8906
 Fax: 045.475.8908

GERMANY
 Jabsco GmbH
 Oststrasse 28
 22840 Norderstedt
 Tel: +49-40-53 43 73 -0
 Fax: +49-40-53 53 73 -11

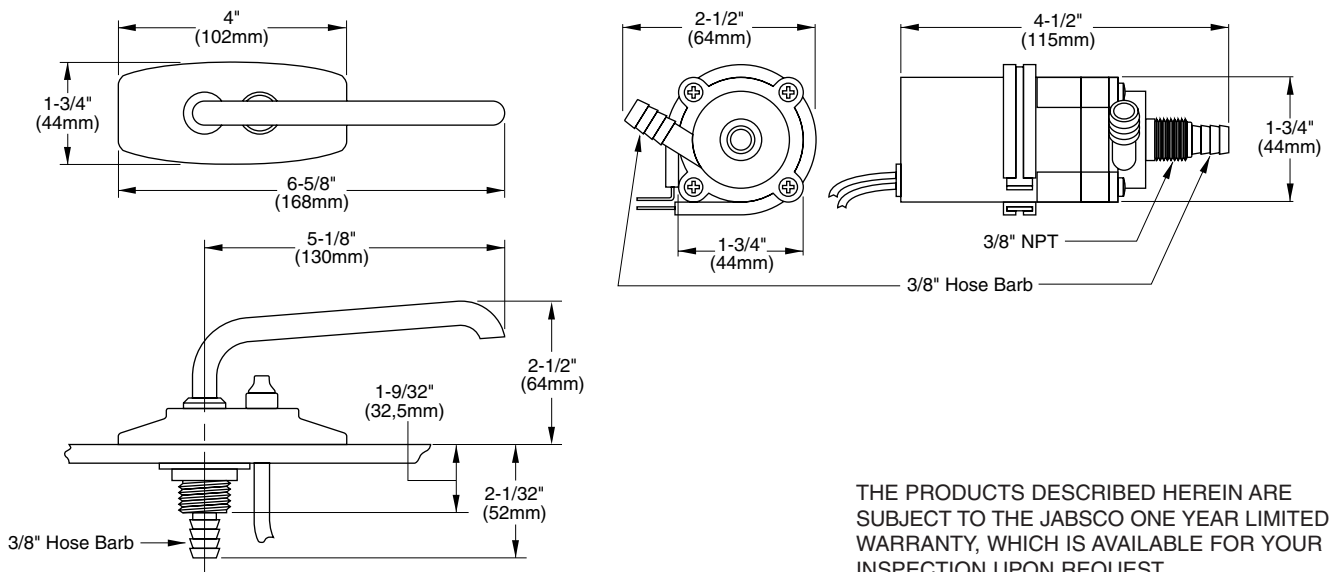
INSTRUCTIONS



MOUNTING: Mount with bracket and connect with slip-on hose below lowest water level or thread into 3/8" bottom tank fitting. Connect 3/8" hose between discharge port of pump and faucet ensuring hose rises continually from pump to faucet.

*Customer supplied, not included.

DIMENSIONAL DRAWING Inches (Millimeters)



THE PRODUCTS DESCRIBED HEREIN ARE SUBJECT TO THE JABSCO ONE YEAR LIMITED WARRANTY, WHICH IS AVAILABLE FOR YOUR INSPECTION UPON REQUEST.