



Model 17860-SERIES

FLAT TANK ENGINE OIL CHANGE SYSTEM

FEATURES

- Pump Body: Polypropylene
- Diaphragm: \*Geolast®, oil resistant
- Valves: \*\*Viton®, oil resistant
- Motor: 12V/24V DC with integral power switch
- Receiver: Plastic with 14 quart (maximum) capacity tank
- Battery Leads: 7 feet with alligator clips
- Suction Tube: 8 feet, oil & heat resistant
- Dimensions:
- Weight: 3.5 lb (1.6 kg)



Model 17860 SERIES

OPERATING INSTRUCTIONS

1. Run the engine approximately 5 minutes to heat oil (minimum oil temperature 140°F; maximum 185°F), then shut off engine prior to oil removal.
2. Insert 1/4" tube into pump inlet port and be sure that it is securely in place.
3. With the pump switch in the off position (to avoid sparks), clamp the power-leads' alligator clips to a 12V DC battery (red to positive; black to negative).
4. With the engine off, remove the dipstick, and insert the 1/4" oil change probe through the dipstick tube until it contacts the bottom of the oil pan. It may help to measure the probe against the dipstick, add an inch and mark the probe. Do not push the probe too far into the dipstick tube or it may curl up and out of the oil. It may be useful to tape the probe in place during evacuation.
5. To evacuate the oil, switch on the pump using the rocker switch at the rear of the motor. Watch for flow in the probe. If no flow appears in 15 seconds, check the probe for sediment blockage. Clean the probe and reset it 1/4" off the pan bottom.
6. The pump will speed up when the oil has been removed. Normal 5-quart pump out takes about 10 minutes.
7. Switch off pump before removing alligator clips from the battery, to avoid sparks.

\*\*Viton is a registered trademark of du Pont de Nemours & Co.

8. Remove probe from dipstick tube while wiping with a rag to prevent oil drips.
9. To empty the container, unscrew the pour cap and pour the oil into a suitable container for disposal/recycling.

NOTICE: Always recycle used oil in compliance with federal and local legislation. Handle petroleum products in an environmentally responsible manner.

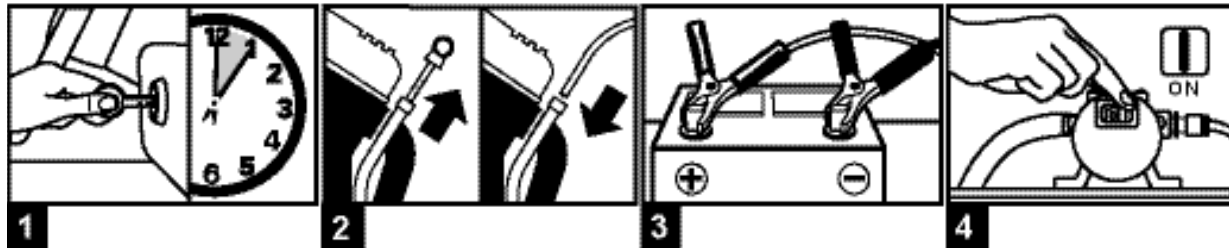
Model Number	Voltage	Amp Draw	Fuse Size
17860-0012	12	4	5
17860-0024	24	3	5


**WARNING** Explosion hazard. Motor switch must be in "OFF" position when connecting and disconnecting alligator clips to battery terminal and ground. The switch in an "ON" position can cause an electrical spark which can result in explosion. Injury or death can occur.

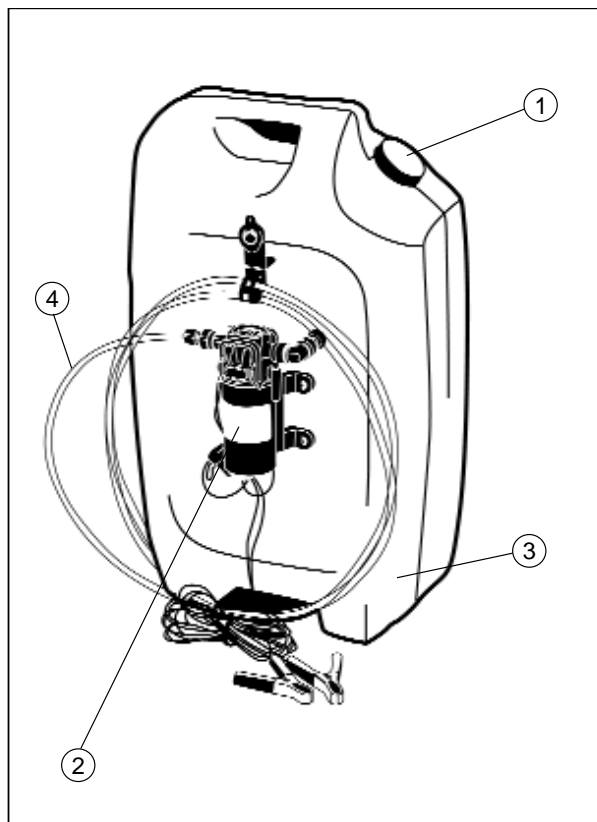
**WARNING** Explosion hazard. Take necessary precautions to ventilate area around battery of potentially explosive gases. Continue ventilation during oil changing procedure. Failure to do so can result in explosion. Injury or death can occur.

\*Geolast is a registered trademark of Monsanto.

## Four simple steps to fast, clean oil changes



**WARNING**  
 Burn Hazard. Heated oil can cause burns. Wear protective gloves, clothing and safety glasses during the oil change process. Failure to do so may result in personal injury.



### KEY

- 1** For quicker oil changes, start engine and run for 5 minutes to heat the oil.
- 2** Remove the dipstick and insert the suction probe.
- 3** Attach the power cord clips to the engine's battery.  
Red = Positive, Black = Negative
- 4** Activate pump with switch on motor to drain crankcase.

Key	Description	Qty.	Part Number
1	Cap	1	17864-0000
2	Pump 12V	1	17869-0012
	Pump 24V	1	17869-0024
3	Tank	1	17866-0000
4	Hose	1	17867-0000
5	Bag (For Hose, Not Shown)	1	17868-0000

THE PRODUCTS DESCRIBED HEREIN ARE SUBJECT TO THE JABSCO ONE YEAR LIMITED WARRANTY, WHICH IS AVAILABLE FOR YOUR INSPECTION UPON REQUEST.

**Jabsco**



U.S.A.  
 Jabsco  
 1 Kondelin Road  
 Gloucester, MA 01930  
 Tel: 978.281.0440  
 Fax: 978.281.2619

UNITED KINGDOM  
 Jabsco  
 Bingley Road, Hoddesdon  
 Hertfordshire EN11 0BU  
 Tel: +44 (0) 1992 450145  
 Fax: +44 (0) 1992 467132

CANADA  
 Fluid Products Canada  
 55 Royal Road  
 Guelph, Ontario N1H 1T1  
 Tel: (519) 821.1900  
 Fax: (519) 821.2569

JAPAN  
 NHK Jabsco Company Ltd.  
 3-21-10, Shin-Yokohama  
 Kohoku-Ku, Yokohama, 222  
 Tel: 045.475.8906  
 Fax: 045.475.8908

GERMANY  
 Jabsco GmbH  
 Oststrasse 28  
 22840 Norderstedt  
 Tel: +49-40-53 53 73 -0  
 Fax: +49-40-53 53 73 -11