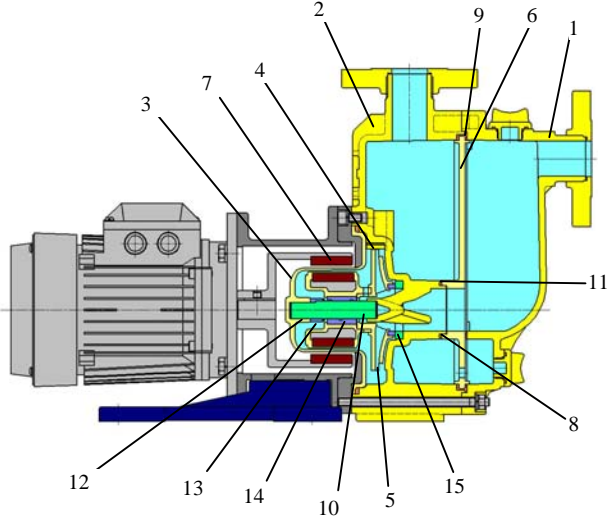


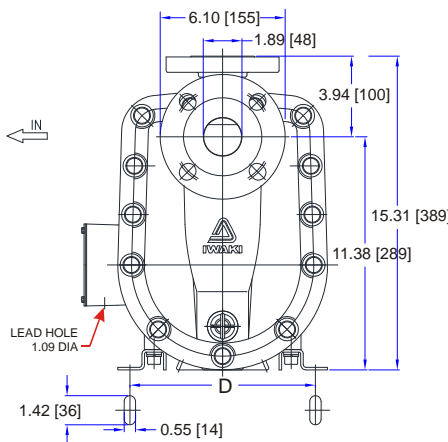
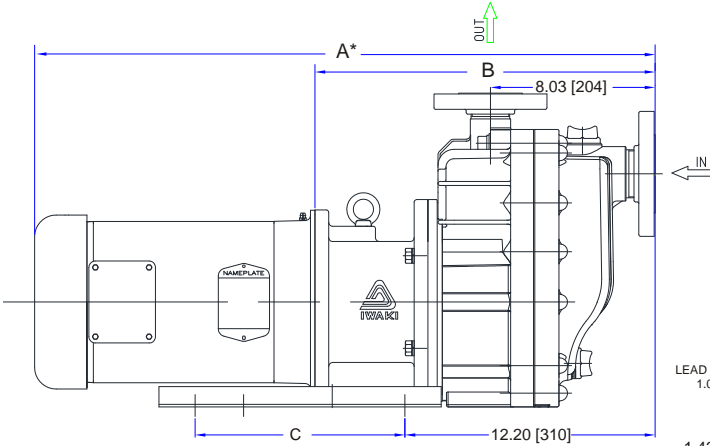
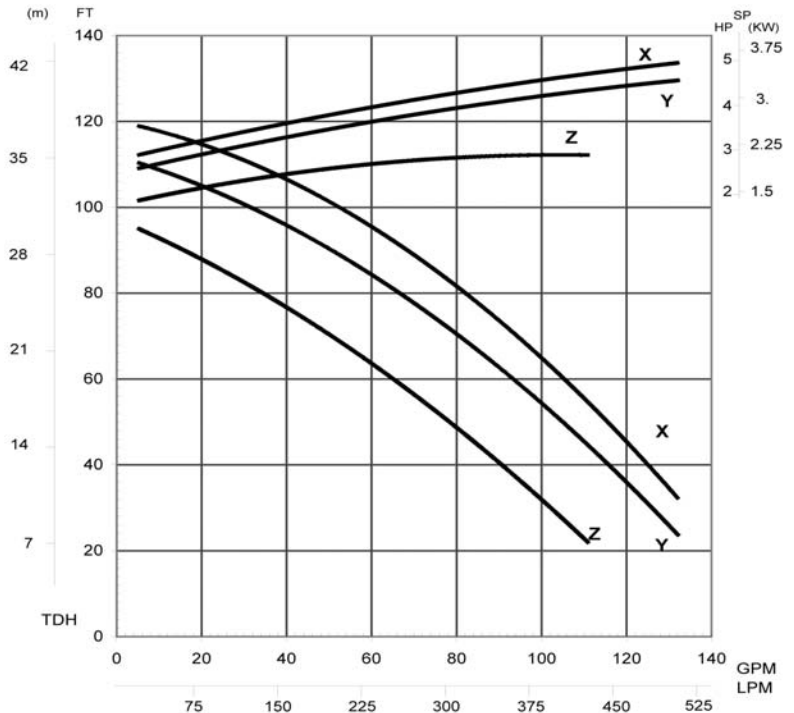


# SMX-(F)54

- Superior Priming Capability – 13ft in 90 seconds!
- Robust non-contact bearing design rated for dry-run operation
- Compact design with integral priming chamber
- Self-radiating structure for frictional heat management
- Easy Maintenance – removable wet end assembly
- Uses standard NEMA C-face motor
- Glass fiber reinforced polypropylene construction or ETFE



No.	Name	Material		
		CA/CF	RA/RF	KA/KK
1	Front Case	GFRPP/CFRETFE		
2	Rear Case			
3	Rear casing			
4	Volute spacer			
5	Impeller			
6	Plate	GFRPP/CFRETFE		
7	Magnet capsule			
8	Oring	FKM/EPDM		
9	Gasket			
10	Spindle	Alumina Ceramic 99.5%	SiC	
11	Liner ring	Alumina Ceramic 99%/SiC (KK)		
12	Rear thrust	CFRPPS		
13	Rear thrust ring (RA/RF ONLY)	----	Alumina Ceramic 99.5%	----
14	Bearing	High Density Carbon	PTFE w/ filler	SiC
15	Mouth ring	PTFE (with filler)		



### Dimensions

	F543	F545
A	26.71 (678)	30.28 (769)
B	15.52 (394)	16.59 (421)
C	7.68 (200)	10.24 (260)
D	8.17 (208)	9.06 (230)

\* Varies with motor manufacturer

### Specifications

Model	Suct x Disch	Impeller Code	Max Capacity (GPM)	MaxHead (ft)	Motor (RPM)	Motor(HP)
SMX-(F)543	2 x 1½	Z	110	96	3500	3
SMX-(F)545	2 x 1½	Y	132	112		5
SMX-(F)545	2 x 1½	X	132	119		5