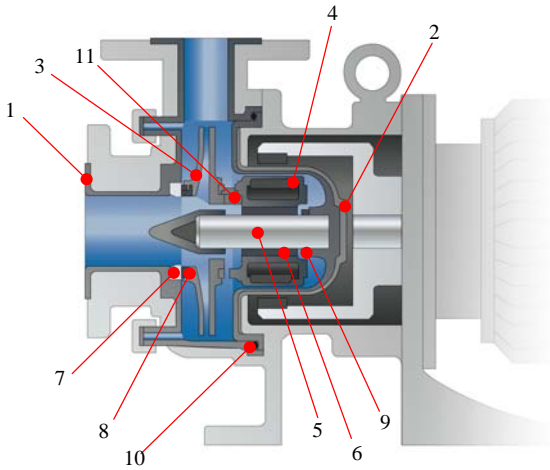


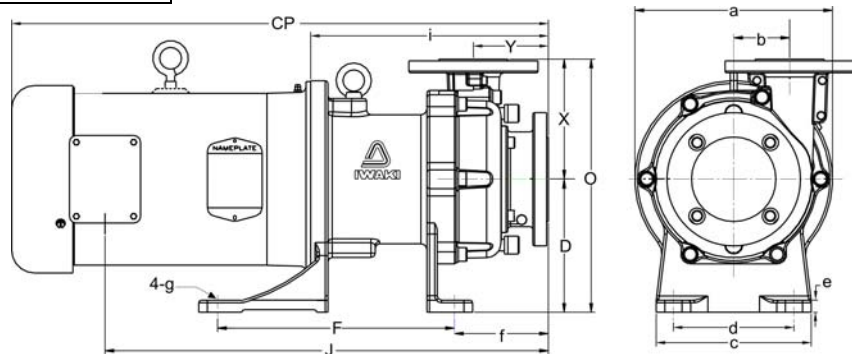
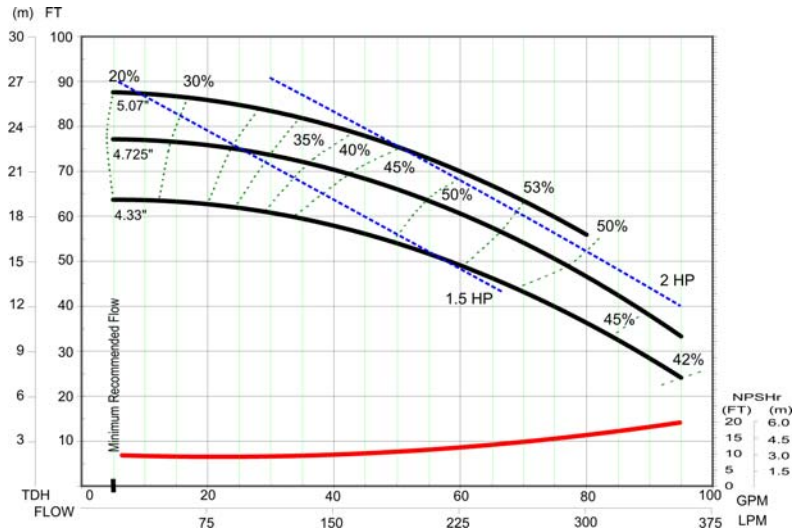


# MXM54-2

- Non-contact bearing system (CF model code) allows dry operation
- Simple, rugged design
- Back pull-out design
- Splined/pinned impeller design provides positive locking of impeller/inner magnet while still allowing for individual replacement of each part



No.	Name	Material		
		CF	FF	KK
1	Front Casing	CFRETFE		
2	Rear Casing			
3	Impeller			
4	Magnet capsule			
5	Spindle	Alumina Ceramic		SiC
6	Bearing	Carbon	Ceramic	SiC
7	Liner ring	Alumina Ceramic		SiC
8	Mouth ring	PTFE		SiC
9	Rear thrust ring	CFRPFA		
10	O-ring	FKM/EPDM/Aflas®/Dal-el Perfluoro®		
11	Impeller locking pin	CFRETFE		



\* Varies according to motor manufacturer

## Dimensions inches (mm)

Model	a	b	c	d	D	e	f	F	g	i	j	O	X	Y	CP*
MXM-542										11.5 (292.1)					21.90 (556.2)
MXM-543	9.9 (251.4)	2.6 (66.0)	7.1 (180.3)	5.5 (139.7)	6.1 (154.9)	0.55 (14.0)	4.2 (106.6)	10.8 (274.3)	0.55 (14.0)	10.9 (276.9)	18.5 (469.9)	11.6 (294.6)	5.5 (139.7)	3.4 (86.4)	24.70 (627.3)
MXM-545										10.9 (276.9)					24.70 (627.3)

Model	Suct x Disch	Minimum Flow (GPM)	Max Head (ft)	Maximum Capacity (GPM)	Motor /Frame	Pump Weight (lbs)
MXM-542	2.0" x 1.5"	5.5	98	95	2 HP / 145TC	55
MXM-543		5.5	128	95	3 HP / 182TC	55
MXM-545		13.2	146	165	5 HP / 184TC	66