


Highly accurate pneumatic metering pump



CFD Series pumps always feed the exact amount of chemical without overshoot.

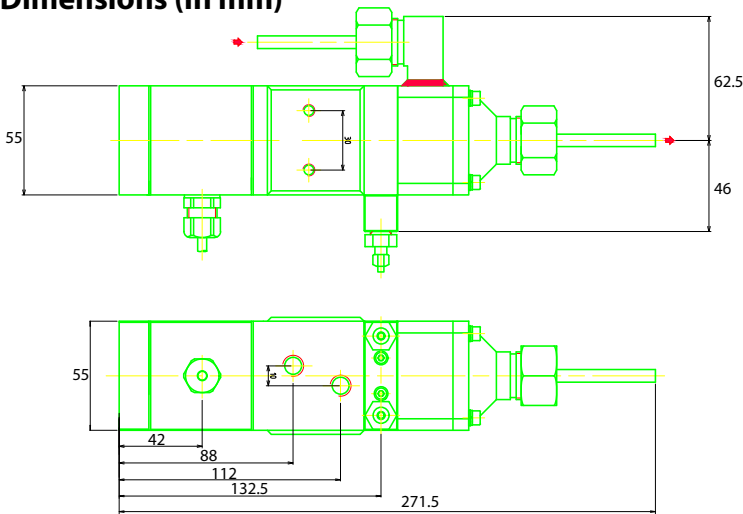
- Capable of 1% repeatability leading to the efficient use of chemistry and fast replenishment without over-shooting the target.
- PTFE and PFA wetted parts ensure process purity, as does an integral leak detection sensor.
- Suction and discharge ball check valves reduce the number of fittings associated with external valving and make installation easy.
- Integration with existing process controllers is simple
- Design includes optical position sensor and integral leak sensor.



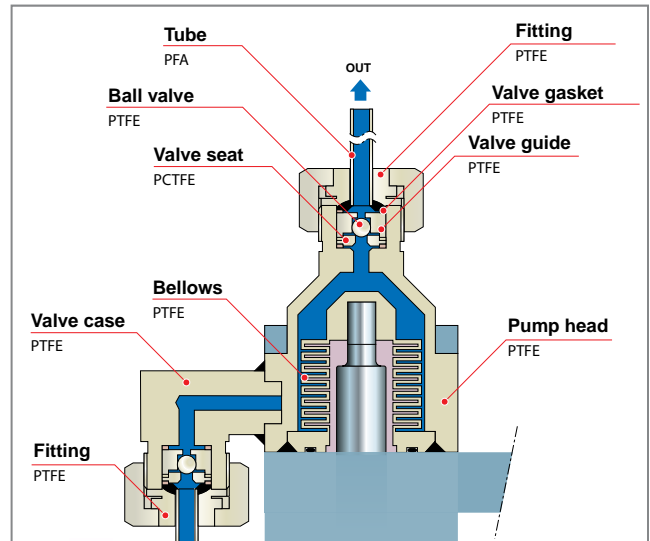
Specifications

Pump Specification	Application	Chemical replenishing
	Discharge capacity	1 mL/shot
	Max. discharge pressure	0.05 MPa
	Liquid temperature range	20-60° C
	Max. stroke speed	30 SPM
	Max. supply air pressure	0.15 - 0.3 MPa
	Max. air consumption	2.5 NL/min
	Wet end materials	PTFE, PFA, PCTFE
	Liquid port bore	1/4" PFA tube (6.35 x 4.35)
	Supply air port bore	Rc 1/8
Weight	1.1 Kg	
Photosensor Specification	Model	Transmission type micro photo sensor
	Power voltage	5-24 VDC ± 10%
	Output mode	NPN transistor open collector
	Allowable current	50 mA or below
	Cord	5m PVC four-core cable (Outer dia. 5.2 mm) with 0.5 - round terminal

Dimensions (in mm)



Materials



Wafer Wet bench

