


DIU SERIES - DOUBLE PUMPS
ROTARY GEAR PUMPS
SIZES 44, 54, 60, 70 & 80 gpm

Haight offers five sizes of pumps in the Double Pump series. Available with a variety of optional seal, bearing and rotor materials. The Double Pump Series offers exceptionally compact design, plus low shear and noise characteristics. Compact, rugged and simple, these pumps are ideally suited for close-coupled mounting, which eliminates the need for expensive gear boxes, and prevents coupling alignment problems.

All Series DIU, Double Pumps feature

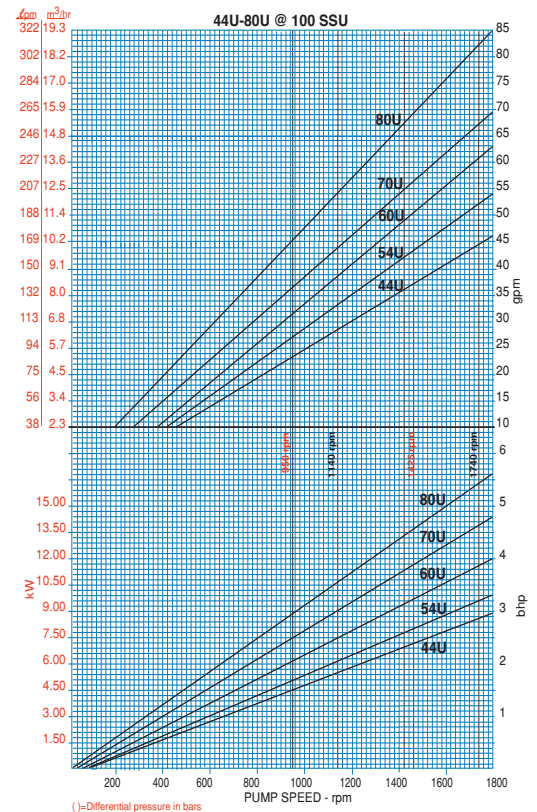
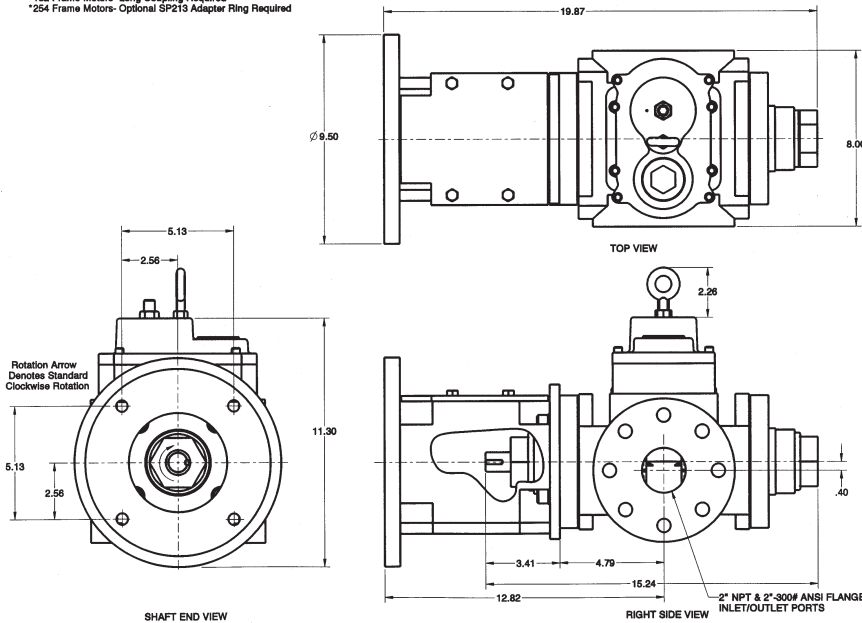
- operation at standard motor speeds, eliminating the need for pulleys and gear reducers.
- involute gear design to reduce noise.
- easy to maintain Buna-N lip seals, installed in the UniverSeal design for simple and quick replacements or change to an alternate shaft seal type.
- close-coupled mounting to eliminate motor and pump difficulty.
- 300# ANSI flange and NPT inlet/outlet connection.
- reversible flow, plus field convertible seal venting.
- Ductile 65 construction.

54D Double Pump with a H182 bracket



Haight Double Pump with Z213D Bracket

Note: Z213D Bracket Will Accept:
*182 Frame Motors- Long Coupling Required
*254 Frame Motors- Optional SF213 Adapter Ring Required



For more information contact:

Haight Pumps 133 Enterprise Street • Evansville, WI 53536 Phone: 800-871-9250 • Fax: 608-882-3777

Website: haightpump.com