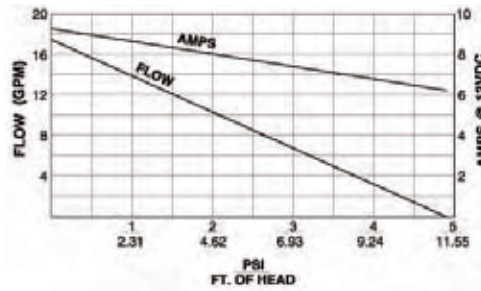


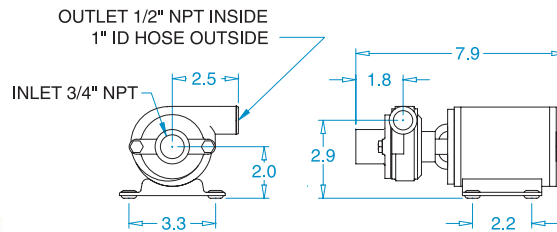
CENTRIFUGALS MARINE - OVERVIEW

Centrifugals are silent running pumps that are simple to service and operate, and will handle small solids without pump damage. They provide high GPM flow but relatively low pressure. Years of trouble-free service can be expected without servicing filters or check valves. Centrifugals will not self-prime; a flooded inlet is required.



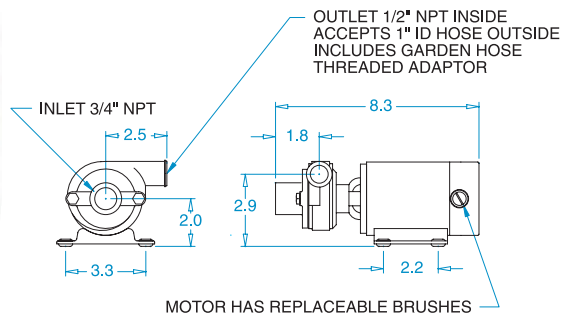
RETAIL PACKAGING

CP-20



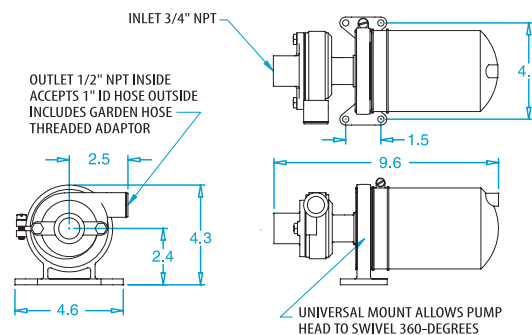
- 17 GPM flow is ideal for baitwell circulation or any onboard pumping job that needs high GPM flow but relatively low pressure.
- Inlet is threaded 3/4" NPT.
- Discharge is threaded 1/2" NPT inside. Garden hose adaptor is included.
- Motor is "Ignition Protected" and has a #316SS shaft.
- Continuous duty mechanical shaft seal.

CP-30



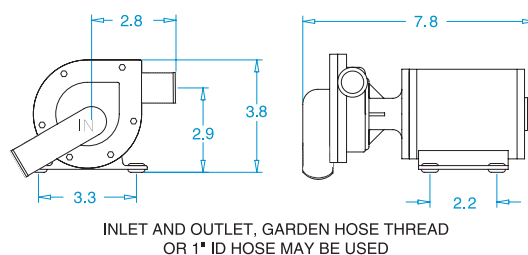
- CP-30 is identical to CP-20 except that it offers externally replaceable motor brushes.
- No-rust plastic base.
- Inlet is threaded 3/4" NPT.
- Discharge is threaded 1/2" NPT inside. Garden hose adaptor is included.
- Continuous-duty shaft seal and "Ignition Protection" motor with #316 SS shaft.

CP-20-S AND CP-30-S



- Universal mount bracket allows 360° pump rotation.
- Combines CP-20 performance with full submersibility.
- Inlet is threaded 3/4" NPT.
- Discharge is threaded 1/2" NPT inside. Garden hose adaptor is included.
- "Ignition Protected" ball bearing motor.

CB-10



- Combines CP-20 performance with a light weight non-metallic pump.
- No-rust plastic base.
- Inlet and outlet are threaded for garden hose or for 1" ID hose.
- Continuous-duty "Ignition Protection" motor with #316 SS shaft.
- Continuous-duty shaft seal.