
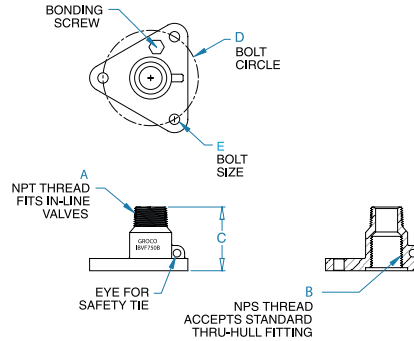


**IBVF AND IBVF-S SERIES**


**THE CONCEPT**

Patented IBVF Flanged Adaptors have been developed to address several common problems in the marine industry. Here's what they do:

- Eliminate dangerous thread mis-match when in-line valves are screwed onto thru hulls.
- Accept standard thru-hulls into the base and standard in-line valves on top.
- Provide a safe and sturdy assembly when in-line valves are used as seacocks.
- For OEMs, prevent valve damage during engine or generator installation - the valve can be installed later.
- Simplifies future valve replacement.
- Bronze and #316 SS models.



BRONZE MODELS	#316 SS MODELS	A NPT	B NPS	C	D	E	WT. BRONZE	WT. SS	PKG
IBVF-750	IBVF-750-S	3/4"	3/4"	2.09	3.12	5/16"	1.05	.96	1
IBVF-1000	IBVF-1000-S	1"	1"	2.18	3.38	5/16"	1.07	.98	1
IBVF-1250	IBVF-1250-S	1-1/4"	1-1/4"	2.18	3.62	5/16"	1.20	1.10	1
IBVF-1500	IBVF-1500-S	1-1/2"	1-1/2"	2.18	4.50	5/16"	1.69	1.54	1
IBVF-2000	IBVF-2000-S	2"	2"	2.18	5.00	5/16"	2.04	1.86	1
IBVF-2500	IBVF-2500-S	2-1/2"	2-1/2"	3.20	5.88	3/8"	3.8	3.5	1
IBVF-3000	IBVF-3000-S	3"	3"	3.51	7.00	3/8"	5.8	5.3	1



**BB SERIES**

**THE CONCEPT**

Flanged seacock installation is improved with the use of a backing block between the valve flange and the hull.

- Each size fits multiple seacock sizes.
- Press threaded inserts into the hull side of the backing block into the holes that match the seacock flange.
- 1/2" thickness is rigid enough for a secure installation but flexible enough to conform to minor hull curvature.
- Will not swell or absorb moisture.

MODELS	ACCEPTS SEACOCK SIZE	DIAMETER	THREADED INSERTS
BB-1	3/4", 1"	4.29	5/16" - 18"
BB-2	1-1/4", 1-1/2"	5.38	5/16" - 18"
BB-3	2", 2-1/2"	7.13	3/8" - 16"
BB-4	3", 4"	9.5	1/2" - 13"
BB-5	5"	12.5	5/8" - 11"

