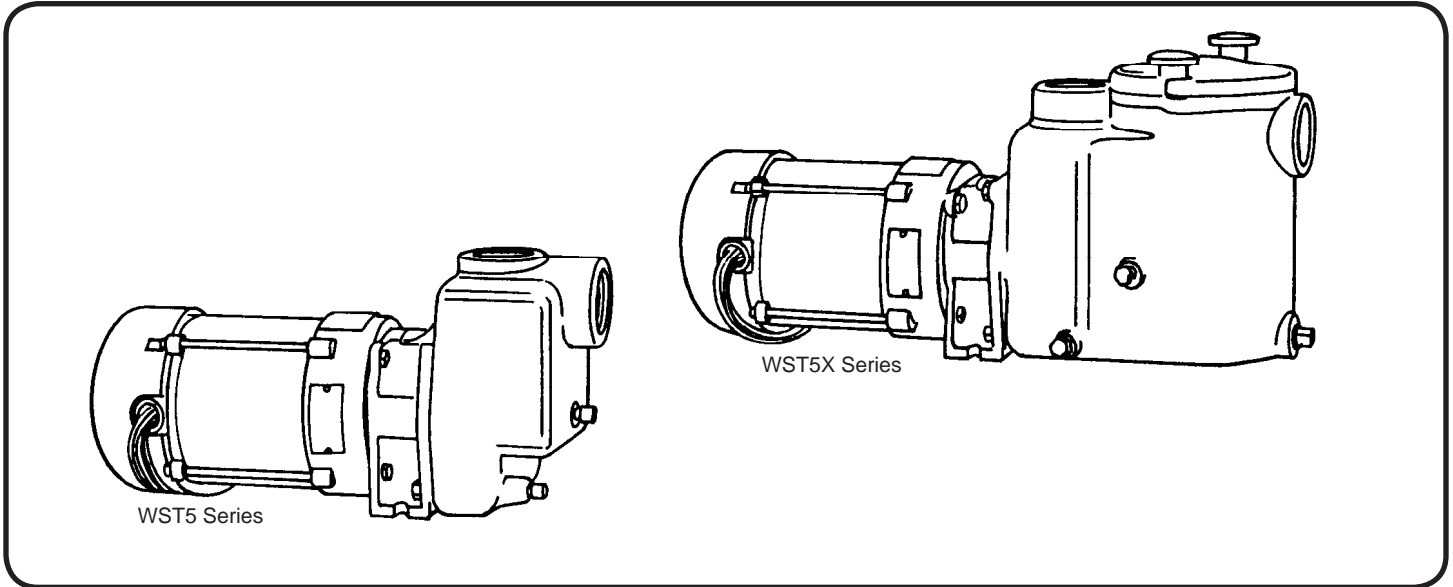


Self-Priming Centrifugal Pumps



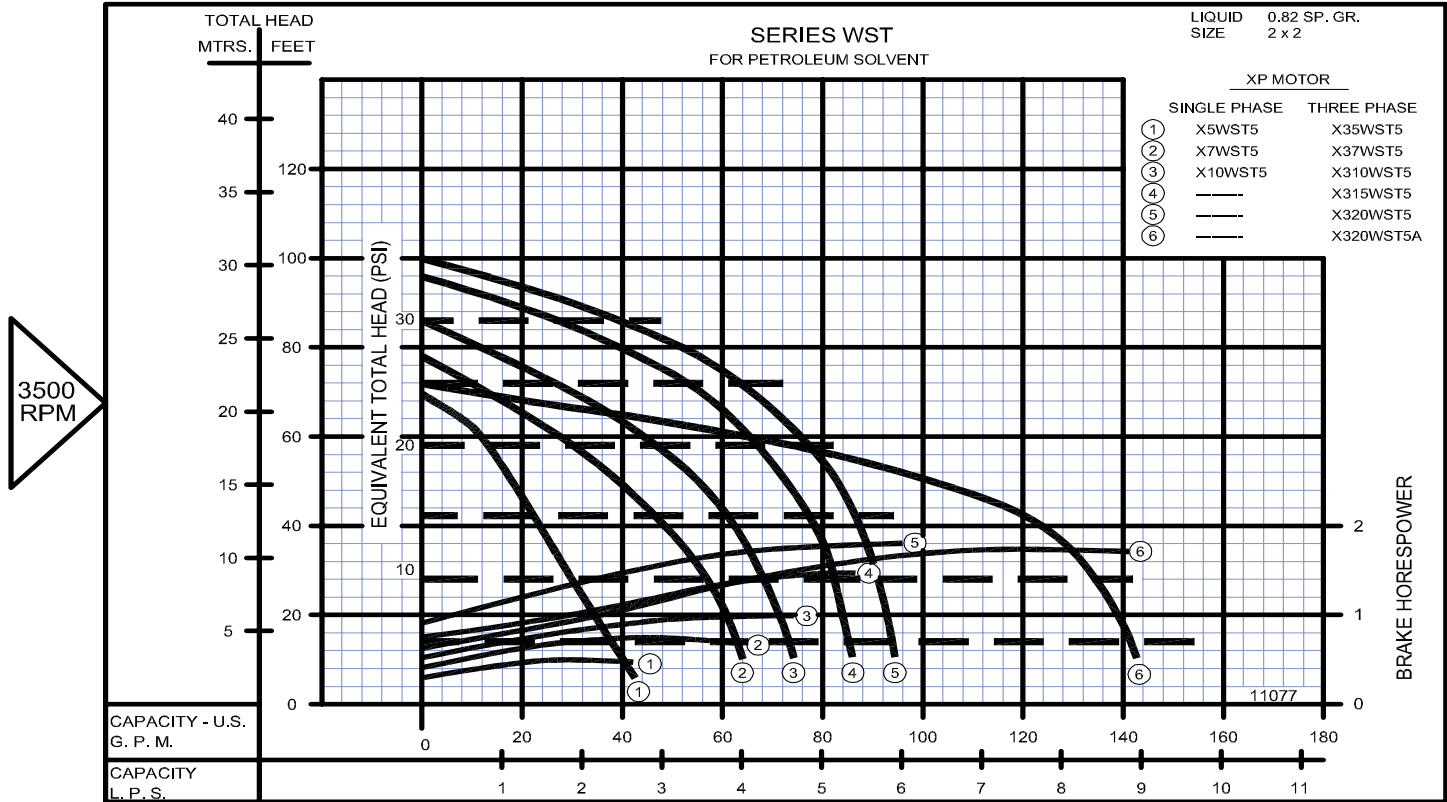
60 HZ - PERFORMANCE AND SELECTION 0.82 SG - 3500 RPM											
Catalog No. *	Catalog No. w/Strainer*	HP	Tappings		GPM Capacity at Head Shown						
			Suct. (in)	Disch. (in)	PSI Feet	5 14	10 28	15 42	20 56	25 70	30 84
X5WST5	X5WST5X	1/2	2	2		38	30	22	13	---	---
X7WST5	X7WST5X	3/4	2	2		64	59	50	33	12	---
X10WST5	X10WST5X	1	2	2		72	69	62	49	29	---
X15WST5	X15WST5X	1½	2	2		84	82	78	70	54	27
X20WST5	X20WST5X	2	2	2		93	91	87	80	66	41
X20WST5A	X20WST5AX	2	2	2		142	136	120	---	---	---

Catalog No. *	Catalog No. w/Strainer*	HP	Tappings		LPS Capacity at Head Shown						
			Suct. (in)	Disch. (in)	KPA Meters	34 4.2	68 8.5	103 12.8	137 17.0	172 21.3	206 25.6
X5WST5	X5WST5X	1/2	2	2		2.3	1.8	1.3	0.8	---	---
X7WST5	X7WST5X	3/4	2	2		4.0	3.7	2.0	2.0	0.7	---
X10WST5	X10WST5X	1	2	2		4.5	4.3	3.9	3.0	1.8	---
X15WST5	X15WST5X	1½	2	2		5.2	5.1	4.9	4.4	3.4	1.7
X20WST5	X20WST5X	2	2	2		5.8	5.7	5.4	5.0	4.1	2.5
X20WST5A	X20WST5AX	2	2	2		8.9	8.5	7.5	---	---	---

(*) Catalog numbers are for units with single phase motors. For three phase, add prefix, "3". Example: 37WST5.

Series: WST
 For Petroleum Solvents 0.82 S.G.
 3500 RPM - 60 Hz.

Self-Priming Centrifugal Pumps



- Compact, Close-Coupled Design
- Rugged Bronze-Fitted Cast Iron Construction
- Leakproof Mechanical Shaft Seal
- Non-Clogging, Bronze Semi-Open Impeller
- Stainless Steel Shaft
- Back Pull-Out Design For Easy Servicing
- U.L. Approved, Explosion Proof Motors
- Available With or Without Built-In Basket Type Strainer
- Self-Priming, Once Case is Filled With Fluid
- Diaphragms, Flappers or Check Valves Are Not Required In Pump Suction Piping. But Are Recommended
- EVERY pump is factory tested and will meet Hydraulic Institute standards.

MOTOR INFORMATION

WST Series pumps are equipped with 56 Frame, U.L. Recognized explosion proof motors as standard. These motors have cast iron end bell at pump end, and oversized ball/ball bearing construction. Rated for continuous duty at all ratings shown. Both single and three phase motors must be installed with a magnetic starter which provides full-leg overload protection. Failure to use the correct starter and overload protectors will void the warranty. All motors are supplied by companies having national service facilities.

RATINGS

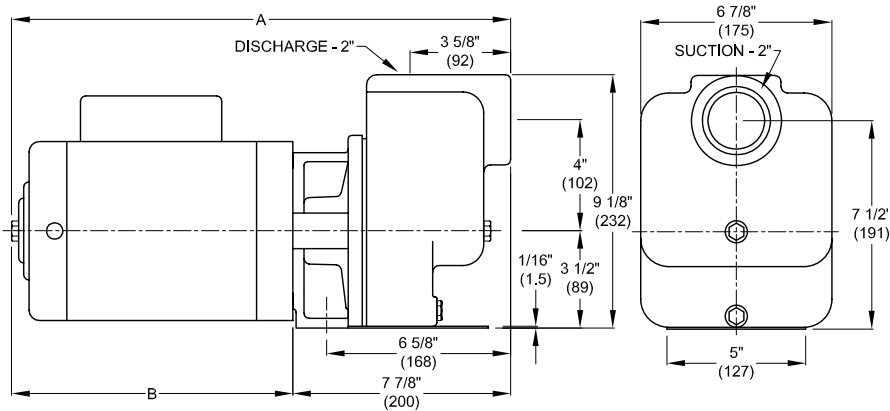
Single Phase: 115/230 Volt, 60HZ, 3500RPM, Explosion Proof
 Three Phase: 230/460 Volt, 60HZ, 3500RPM, Explosion Proof

MAXIMUM OPERATING CONDITIONS	
TEMPERATURE (For Standard Buna-N Seal)	225°F (107°C)
INLET PRESSURE (WST5)	100 PSI (689kPa)
INLET PRESSURE (WST5X)	15 PSI (103kPa)
CASING WORKING PRESSURE (WST5)	165 PSI (1137kPa)
CASING WORKING PRESSURE (WST5X)	60 PSI (413kPa)

MATERIALS OF CONSTRUCTION		
PART	CAST IRON	BRONZE FITTED
Adapter	Cast Iron	Cast Iron
Case	Cast Iron	Cast Iron
Diffuser	Cast Iron	Cast Iron
Impeller	Cast Iron	Bronze
Shaft	Stainless	Stainless
Shaft Seal	Carbon-Ceramic SS - Buna-N	
Suction Sleeve	Buna-N	Buna-N
Strainer Gasket	Buna-N	Buna-N
Strainer Basket	Stainless	Stainless
All Plugs	Brass	Brass

Self-Priming Centrifugal Pumps

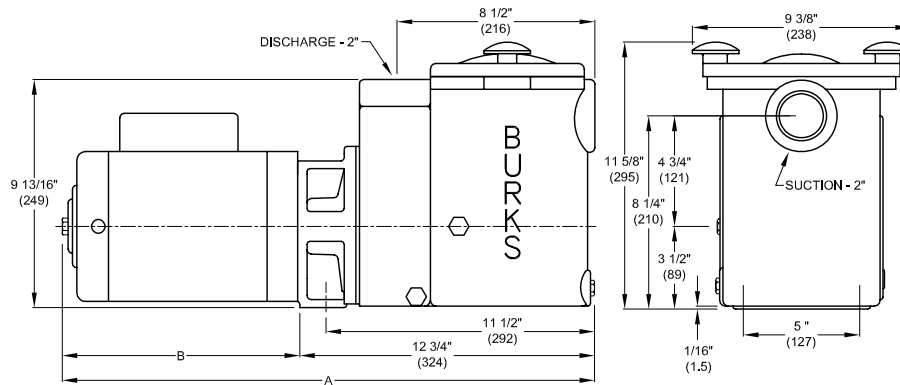
SERIES: WST5



DIMENSIONS IN INCHES AND MILLIMETERS						
CATALOG NUMBER	HP	MOTOR	SINGLE PHASE		THREE PHASE	
			A	B	A	B
X5WST5	1/2	Explosion Proof	19 1/8 (485)	11 1/4 (285)	17 7/8 (454)	10 (254)
X7WST5	3/4	Explosion Proof	19 9/16 (492)	11 1/2 (292)	18 7/8 (479)	11 (279)
X10WST5	1	Explosion Proof	20 3/8 (517)	12 1/2 (317)	18 7/8 (479)	11 (279)
X15WST5	1 1/2	Explosion Proof	20 7/8 (530)	13 (330)	19 9/16 (492)	11 1/2 (292)
X20WST5	2	Explosion Proof	22 (558)	14 1/8 (358)	20 3/8 (517)	12 1/2 (317)
X20WST5A	2	Explosion Proof	22 (558)	14 1/8 (358)	20 3/8 (517)	12 1/2 (317)

All models have 2" NPT suction and discharge.

SERIES: WST5X



DIMENSIONS IN INCHES AND MILLIMETERS						
CATALOG NUMBER	HP	MOTOR	SINGLE PHASE		THREE PHASE	
			A	B	A	B
X5WST5X	1/2	Explosion Proof	24 (609)	11 1/4 (285)	22 3/4 (577)	10 (254)
X7WST5X	3/4	Explosion Proof	24 1/4 (615)	11 1/2 (292)	23 3/4 (603)	11 (279)
X10WST5X	1	Explosion Proof	25 1/4 (641)	12 1/2 (317)	23 3/4 (603)	11 (279)
X15WST5X	1 1/2	Explosion Proof	25 3/4 (654)	13 (330)	24 1/4 (615)	11 1/2 (292)
X20WST5X	2	Explosion Proof	26 7/8 (682)	14 1/8 (358)	25 1/4 (641)	12 1/2 (317)
X20WST5AX	2	Explosion Proof	26 7/8 (682)	14 1/8 (358)	25 1/4 (641)	12 1/2 (317)

All models have 2" NPT suction and discharge.

DO NOT USE FOR CONSTRUCTION PURPOSES. CERTIFIED DRAWINGS AVAILABLE ON REQUEST