

Ampco Pumps Company

AL Series Pumps



**100%
CIPable**



All Ampco PD pumps include
a stainless steel gear case

AL Series Rotary Lobe Positive Displacement Pumps

Ease of maintenance, CIP performance, uptime reliability, and economical pricing are key characteristics of Ampco's AL Series of rotary lobe positive displacement pumps, making this series a favorite of maintenance departments and plant managers alike. Every new positive displacement pump Ampco manufactures is supplied with a 304 stainless steel gear case, making these pumps popular with inspectors, as well.

The AL Series features a unique front-loading seal design to provide easier cleaning and reduced maintenance time. Rotors and seals can be effortlessly accessed by removing the front cover while connections remain in place.

Standard Design Features

304 Stainless steel gear case

Single mechanical seal (silcar vs silcar)

316L stainless steel pump construction

Tri-clamp connections

Bi-wing rotors

32RA (0.8 μ m) finish

Optional Design Features

Variety of Seal materials
Double mechanical seal
O-ring seal
Lip seal
Mechanical seal with seal flush
Double o-ring seal

Alloy 88 or Nitronic 60 rotors available with non-galling appeal

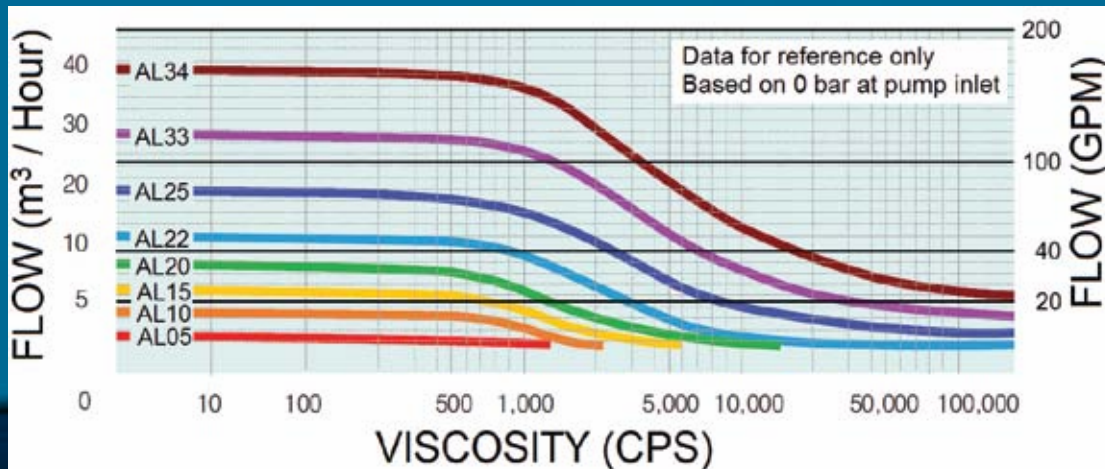
NPT, DIN, ANSI flange, and other connections available

Single-, tri-, and multi-lobe rotors
Heating and cooling jackets
Relief cover

16RA (0.4 μ m) finish



Performance Curve

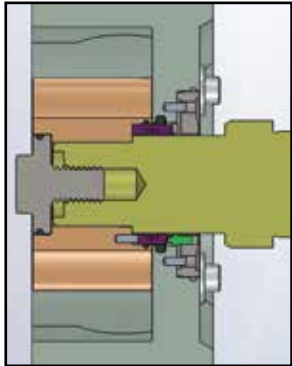




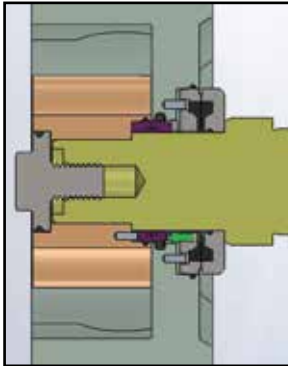
Applications

The AL Series is well suited for a variety of applications including food, dairy, beverage and pharmaceutical applications. These pumps accommodate viscosities ranging from 1 to 1,000,000 centipoise. Self-priming capabilities up to 12 feet and flow rates up to 230 GPM make this a versatile, yet economical, pump for a variety of processing applications.

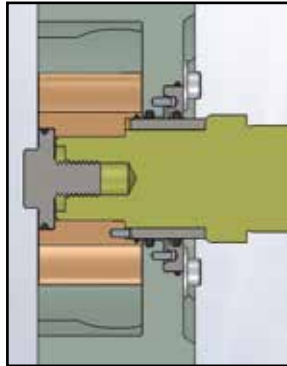
Seal Options



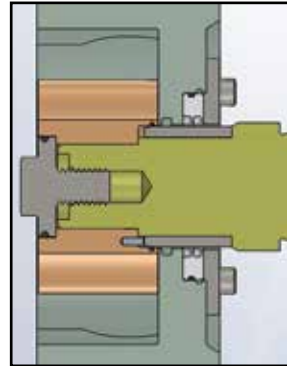
Single Mechanical Seal



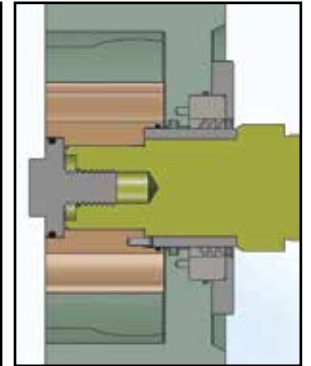
Double Mechanical Seal



Double o-ring Seal




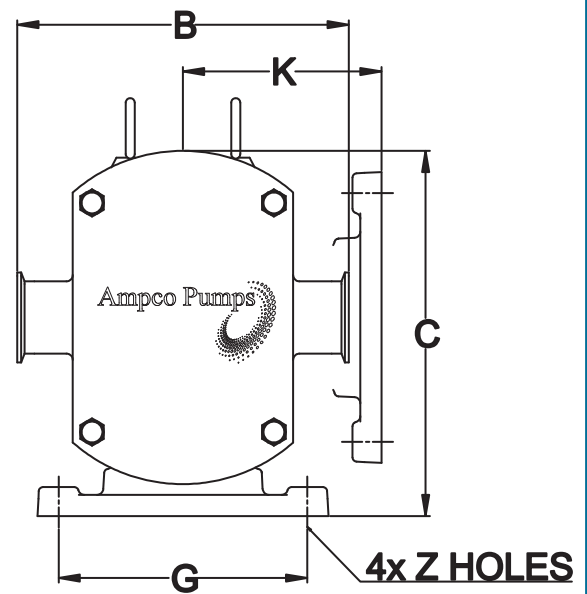
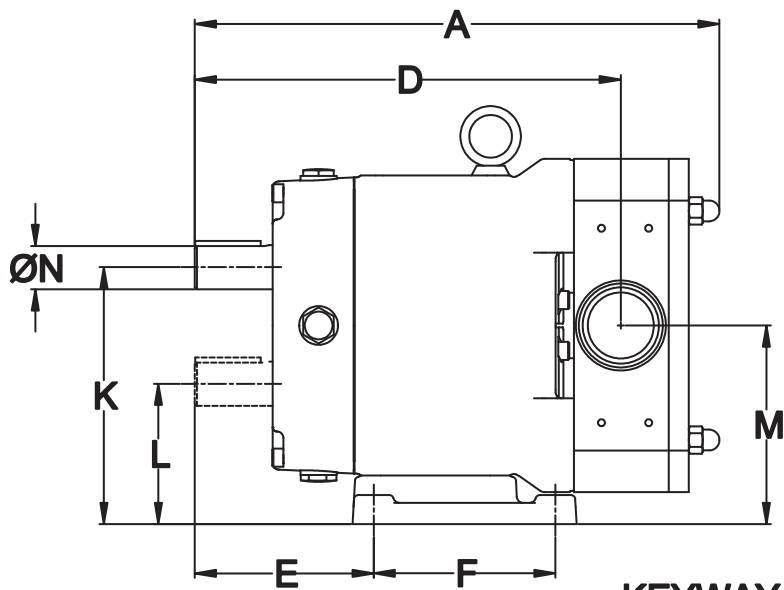
Lip Seal



Triple Lip Seal

Model No.	Displacement		Standard Connection Size		Max Differential Pressure		Max Speed
	Gallons / 100 rev	Liters / rev	inches	mm	psi	bar	RPM
AL05-002-20	0.53	0.02	1.00	25	290	20	1000
AL10-005-20	1.32	0.05	1.00	25	290	20	1000
AL15-012-12	3.17	0.12	1.50	40	175	12	800
AL20-021-08	5.55	0.21	2.00	50	115	8	800
AL22-040-12	10.56	0.40	2.00	50	175	12	700
AL25-062-08	16.37	0.62	2.50	65	115	8	700
AL33-120-12	26.90	1.02	3.00	80	175	12	600
AL34-144-08	37.98	1.44	4.00	100	115	8	600





KEYWAY DETAILS
X : LENGTH
Y : WIDTH

Model No.	Dimension																											
	A		C		D		E		F		G		I		K		L		M		N		X		Y		Z	
	mm	in	mm	in	mm	in	mm	in	mm	in	mm	in	mm	in	mm	in	mm	in	mm	in	mm	in	mm	in	mm	in	mm	in
AL05-002-20	255	10.0	200	7.9	218	8.6	96	3.78	84	3.31	134	5.28	12	0.47	141	5.55	77	3.03	109	4.29	22	0.87	30	1.18	6	0.24	6	0.24
AL10-005-20	255	10.0	200	7.9	218	8.6	96	3.78	84	3.31	134	5.28	12	0.47	141	5.55	77	3.03	109	4.29	22	0.87	30	1.18	6	0.24	6	0.24
AL15-012-12	264	10.4	200	7.9	222	8.7	96	3.78	84	3.31	134	5.28	12	0.47	141	5.55	77	3.03	109	4.29	22	0.87	30	1.18	6	0.24	6	0.24
AL20-021-08	284	11.2	200	7.9	230	9.1	96	3.78	84	3.31	134	5.28	12	0.47	141	5.55	77	3.03	109	4.29	22	0.87	30	1.18	6	0.24	6	0.24
AL22-040-12	386	15.2	264.5	10.4	305	12.0	129	5.08	132	5.20	180	7.09	15	0.59	185	7.28	101	3.98	143	5.63	32	1.26	50	1.97	10	0.39	11	0.43
AL25-062-08	406	16.0	264.5	10.4	315	12.4	129	5.08	132	5.20	180	7.09	15	0.59	185	7.28	101	3.98	143	5.63	32	1.26	50	1.97	10	0.39	11	0.43
AL33-120-12	533	21.0	347.5	13.7	390	15.4	159	6.26	160	6.30	242	9.53	22	0.87	243.5	9.59	128.5	5.06	186	7.32	45	1.77	60	2.36	14	0.55	13	0.51
AL34-144-08	546	21.5	347.5	13.7	402	15.8	159	6.26	160	6.30	242	9.53	22	0.87	243.5	9.59	128.5	5.06	186	7.32	45	1.77	60	2.36	14	0.55	13	0.51

Please visit
 ampcopumps.com
 for individual
 pump curves
 and
 dimensional
 drawings

Manufactured,
 assembled
 and tested in
 Glendale, WI

Model No.	Dimension B														Shipping Volume	
	Ports		ISO		BS		DIN		SMS		FLANGE		Weight		m ³	Ft ³
	mm	in	mm	in	mm	in	mm	in	mm	in	mm	in	kg	lbs		
AL05-002-20	25	1	192	7.56	204	8.03	212	8.35	192	7.56	212	8.35	12	26	0.01	0.35
AL10-005-20	25	1	192	7.56	204	8.03	212	8.35	192	7.56	212	8.35	12	26	0.01	0.35
AL15-012-12	40	1 ½	192	7.56	204	8.03	212	8.35	192	7.56	212	8.35	19	42	0.01	0.35
AL20-021-08	50	2	196	7.72	204	8.03	212	8.35	192	7.56	212	8.35	23	51	0.01	0.35
AL22-040-12	50	2	240	9.45	240	9.45	258	10.16	236	9.29	258	10.16	45	99	0.03	1.06
AL25-062-08	65	2 ½	240	9.45	240	9.45	258	10.16	236	9.29	258	10.16	51	112	0.03	1.06
AL33-120-12	80	3	298	11.73	294	11.58	322	12.68	290	11.42	322	12.68	91	201	0.06	2.12
AL34-144-08	100	4	298	11.73	294	11.58	322	12.68	290	11.42	322	12.68	103	227	0.06	2.12

Ampco Pumps
 Company

Ampco Pumps Company
 2045 West Mill Road
 Glendale, WI 53209 USA
 Tel: 800.737.8671
 Fax: 414.643.4452
 www.ampcopumps.com

Ampco Pumps GmbH
 Gewerbepark West 13
 76863 Herxheim Germany
 Tel: +49 7276 5058515
 Fax: +49 7276 5058517
 info@ampcopumps.de

Ampco Pumps
 GmbH

